2026

SHAREATE | HOPH
新锐惠沣



SHAREATE | HOPH
新锐惠沣

HOPH ROCK TOOLS CO.,LTD

UNDERSTANDING COMES FIRST

HOPH ROCK TOOLS CO.,LTD

TEL：+86085183838933　　E-mail：hoph@shareate.com　　Website：hophstrove.com

Add：No. 198 Development Ave. Xiaohe Economic Technological Development Zone, Guiyang, Guizhou, China

Contents

Company profile 01

Product model 15

Small hole drilling tools
Integral rods 20
Shank end rods 22
Tapered rods 24
Tapered bits 27
Thread bits 32

Drifting, tunnelling and bolting drilling tools
SR25 36
R25 37
SR28 43
R28 45
SR32 49
R32 50
SR35 62
R35 65
T38 67

Underground long-hole drilling tools
R32 74
T35 79
T38 81
T45 86
T51 93
ST58 101
ST68 103

Bench drilling tools
R32 106
T35 109
T38 110
T45 116
GT45 125
T51 127
GT51 138
GT60 140
EL60 144
EL68 146

Shank adapters
Epiroc 148
Sandvik 155
Furukawa 161
Montabert 164
Ingersoll Rand 168
Doofor 170
Toyo 171
Everdigm 172
Yonda 173
Others 174

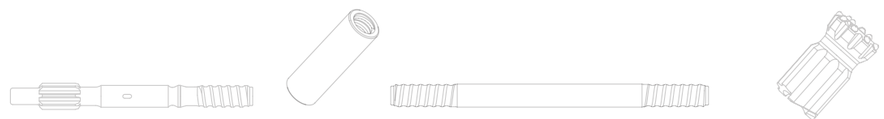

Company Profile

HOPH ROCK TOOLS CO., LTD. was founded in 2014 as a high-tech enterprise focused on the R&D, production, sales and after-sales service of high-end rock drilling tools. We integrate material science, production processes and engineering applications, and deliver premium, high-performance and ultra-reliable rock drilling tool solutions for global mining and infrastructure construction industries.

We have built in-depth industry-university-research collaborative partnerships with Guizhou University, and take a leading domestic position in core technologies including integral manufacturing of rock drill tools, composite reinforcement, high-energy modification, deformation control and precision machining.

In July 2022, our company officially became a subsidiary of listed firm Shareate Tools Co., Ltd. Leveraging the Group' s global operation platform and full industrial chain advantages in cemented carbide, we are speeding up technological upgrading and global market layout. We strive to build the well-known "HOPH" brand and grow into an international integrated manufacturer and service provider within the rock drilling tool industry.

We Believe

Outstanding product performance is no accident.
It stems from sustained research on impact energy, rock formations, raw materials, production processes and field drilling conditions.
Every in-depth insight fuels ongoing product iteration and optimization.

01

R&D STRENGTH



02

MANUFACTURING STRENGTH



03

QUALITY MANAGEMENT SYSTEM

- Continuous Performance Optimization
- Rigorous Quality Contro
- Comprehensive Testing System
- Strong Technical Service Team

Understanding Energy Transfer

The impact energy is transmitted from the rock drill through the shank adapter, drill rod, coupling sleeve, and drill bit. During transmission, energy efficiency is influenced by connection accuracy, contact conditions, material properties, and structural transitions. Optimizing energy transfer efficiency helps reduce energy loss, minimize wave reflection, and improve rock-breaking efficiency and overall drilling performance.

Research

Impact contact surface
Influence the efficiency of energy input

Spline contact area
Influence torque transmission stability

Thread Transition Areas
Affect fatigue life performance



Energy continuously propagates throughout the drilling system

Designed Around Real Drilling Conditions

Solutions

End-Face Heat Treatment Control
Improves impact contact conditions

Spline Precision Control
Enhances torque transmission stability

Residual Compressive Stress Control
Improves fatigue resistance





Understanding Rock Interaction Mechanisms

Customized Drilling Tools for Different Rock Formations

Nearly 1,000 product models available to meet diverse drilling requirements.



Understanding Failure Mechanisms & Material Performance

Product service life depends not only on structural design, but also on material properties, heat treatment processes, and microstructural control. Understanding how failures develop helps optimize product stability and service life under demanding drilling conditions.

Carbide Insert Wear Zones

Continuous wear affects tool life



Local Stress Concentration

High-load areas are more susceptible to failure



Crack Propagation Paths

Repeated impact loading leads to fatigue accumulation



Same Structure, Different Performance



Material Development
Heat Treatment Control
Manufacturing Processes
Multiple related technologies have been granted or are pending national patents



Understanding Connection Reliability

Threaded connections not only provide mechanical linkage but also serve as a critical pathway for impact energy transmission.

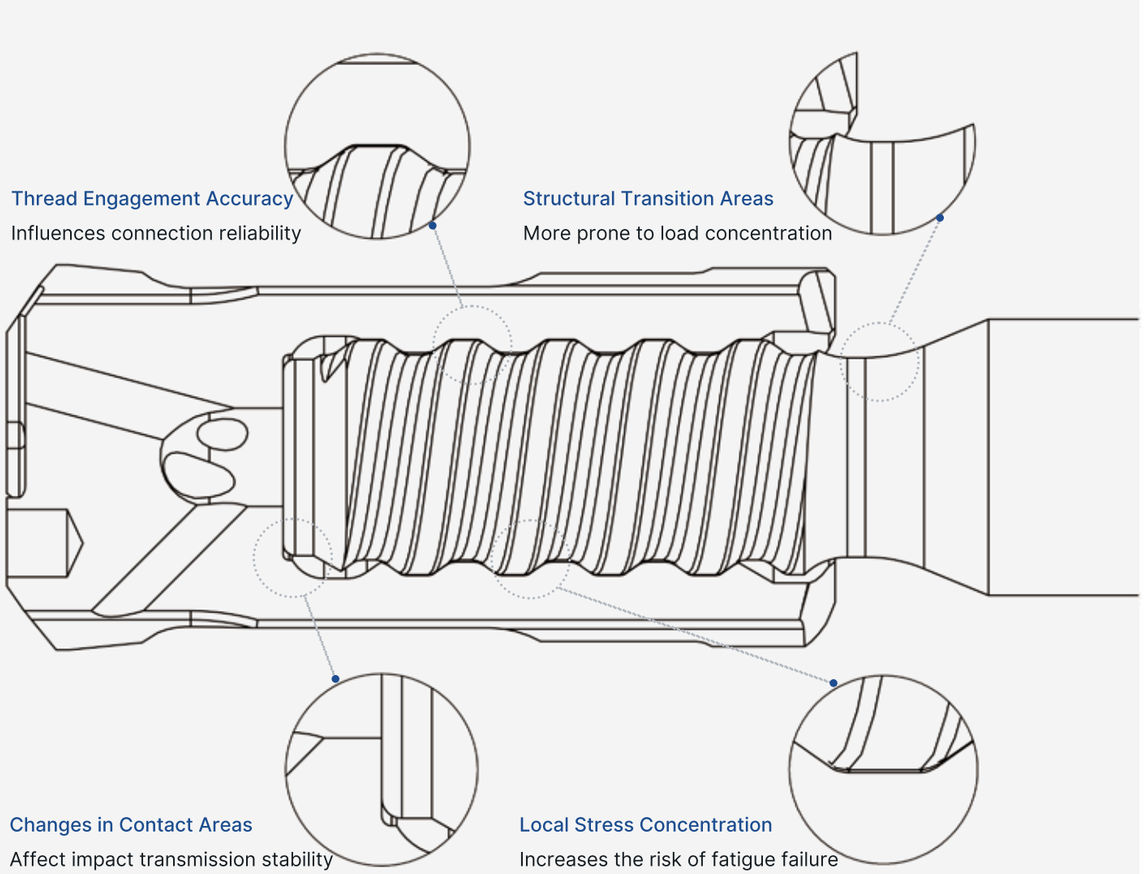

Different Connection Designs for Different Application Requirements



Continuous Structural Improvement

Understanding Manufacturing Consistency

Manufacturing is more than a machining process, it is the critical link that transforms engineering design and theoretical concepts into consistent product performance. Machining precision, heat treatment consistency, thread quality, and assembly control all directly affect tool life, reliability, and adaptability to field conditions.

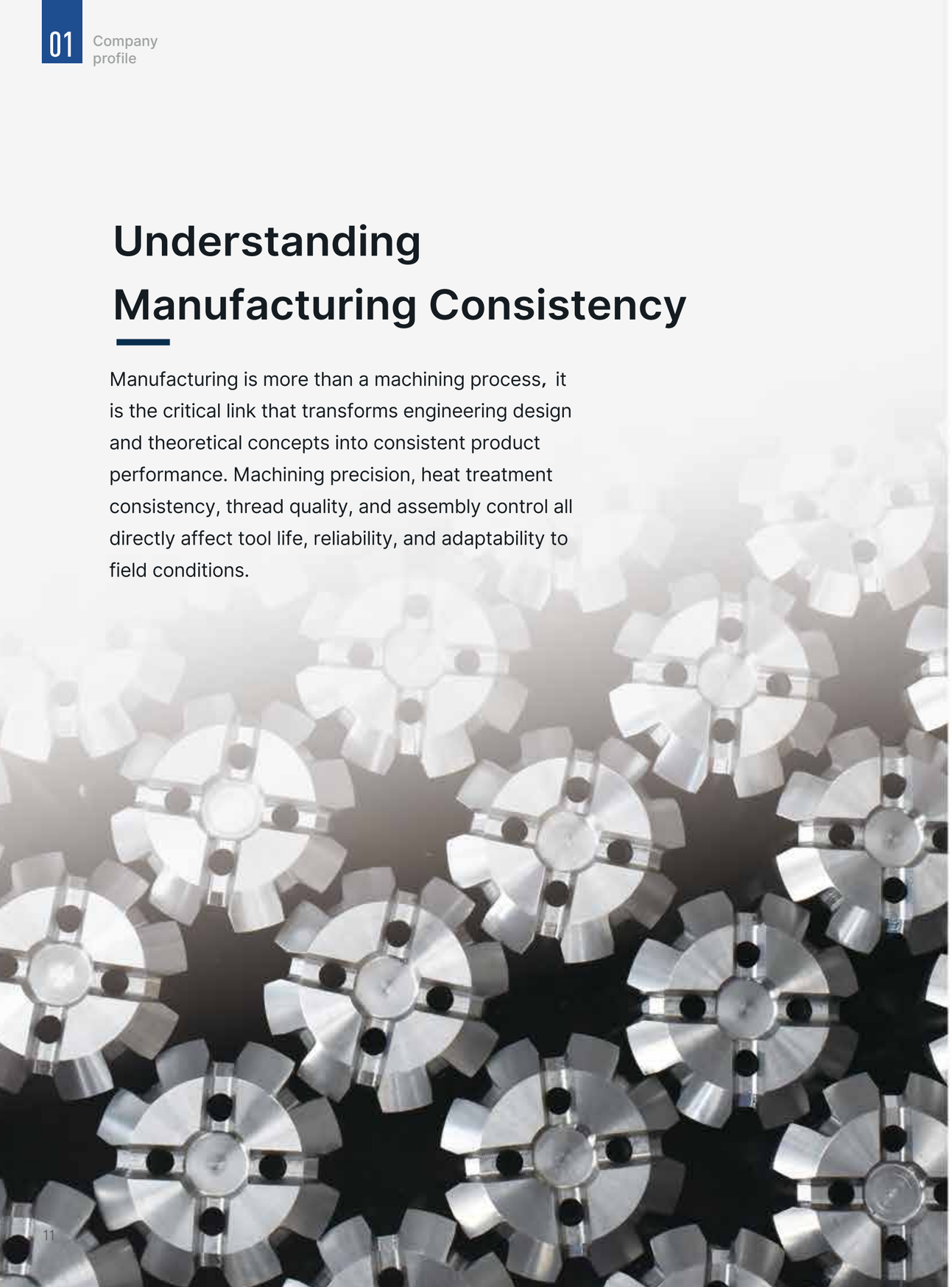

Uniform Manufacturing Delivers Stable Performance

01

Reliable Equipment



02

Controlled Processes



03

Assured Product Quality



Understanding Field Applications

Different mines, drilling equipment, and operating environments place different demands on drilling tools. Understanding customers' operating conditions, drilling practices, productivity objectives, and maintenance approaches helps build a more suitable product portfolio and develop targeted solutions.



01
Long-Hole Drilling Applications
Stability First

02
Complex Rock Conditions
Wear Resistance First

03
High-Productivity Operations
Penetration Rate First

04
Remote Sites with Limited Maintenance
Service Life First

Continuous Improvement Driven by Field Feedback

Field Testing & Validation
Collecting performance data

Field Maintenance Services
Verifying service life performance

On-Site Technical Support
Gathering operating condition feedback











Drill bit codes
B89T45-DR813512-X-A2-4S-1

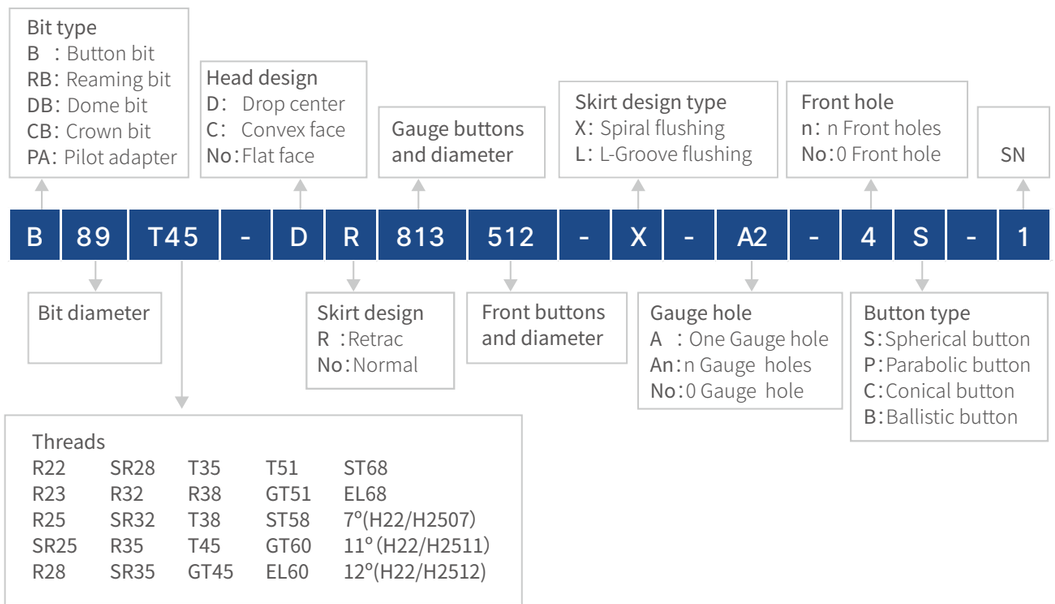

Button types

Conical Button: Button Type C



·Fast penetration
·Application Strength- fast penetration
·Suited for all non-abrasive ground types
·Smaller contact area
·Best suited for smaller diameter bits

Parabolic Button (Semi Ballistic):

Button Type P

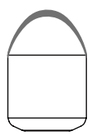

·Fast penetration
·Best suited for medium ground
·15,000 to 25,000 PSI (100 to 170 MPa)
·Mildly abrasive ground

Ballistic Button: Button Type B

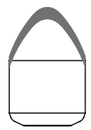

·Fast penetration
·Suited for all non-abrasive ground types
·Smaller contact area
·Best suited for smaller diameter bits

Spherical Button: Button Type S

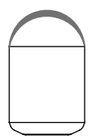

·Best suited for hard ground
·25,000 to 45,000 PSI (170 to 300 MPa)
·Abrasive to very abrasive

Drill rod codes
MF T45D46T45-3660-1

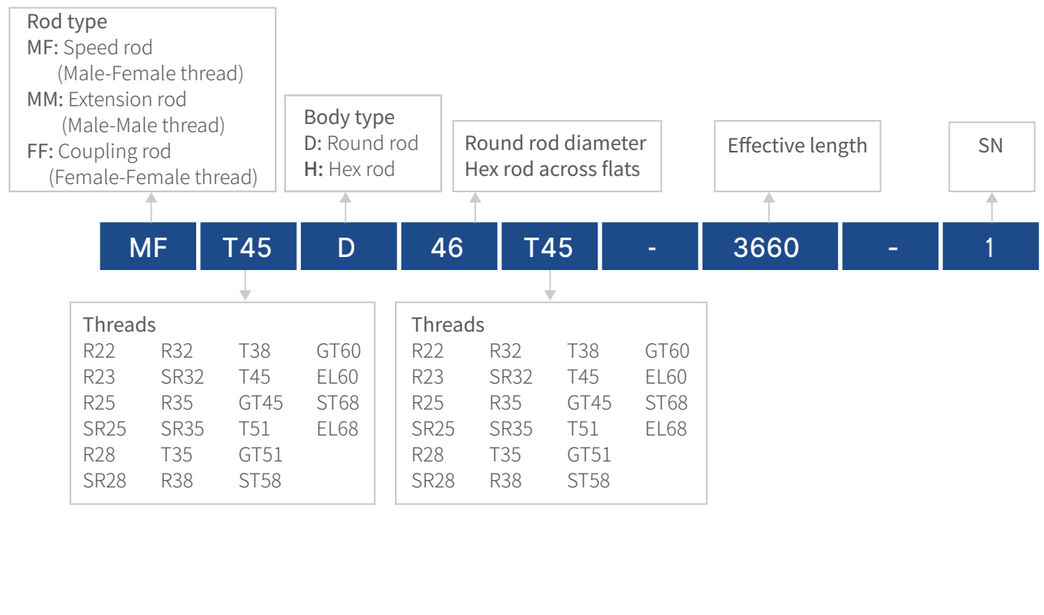

Shank adapter codes
COP1838HD-38T38FR-435X-1

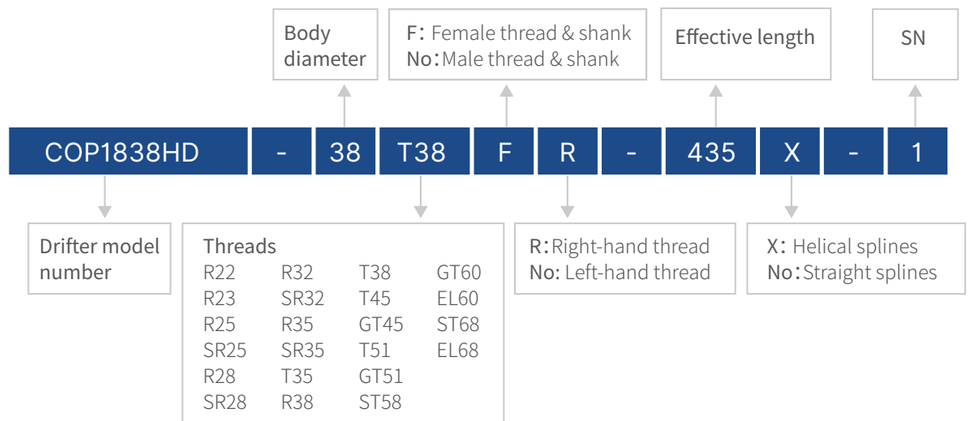

Tapered rod codes

H22×108-7°-1830-1

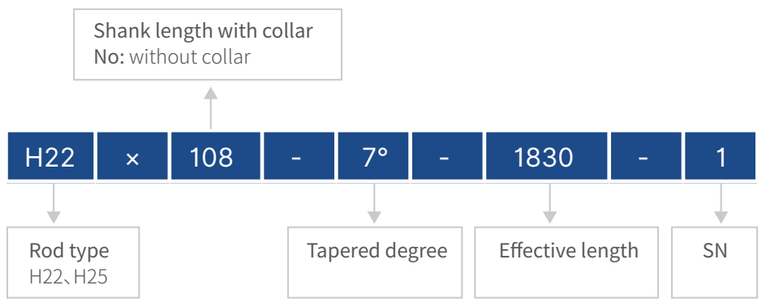

Integral rod codes

H22×108-40-3200-1

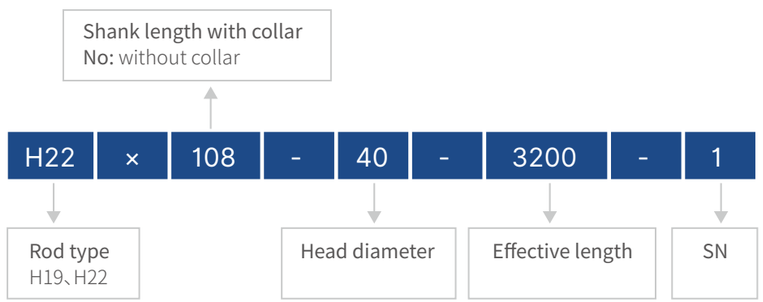

Shank end rod codes

H22×108-R25R-4000-1

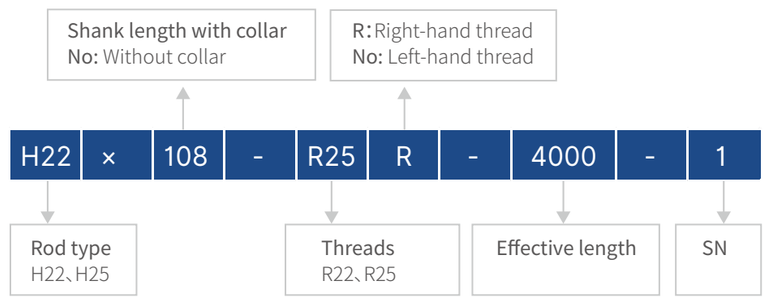

Coupling sleeve codes

LJT38-55190F-1

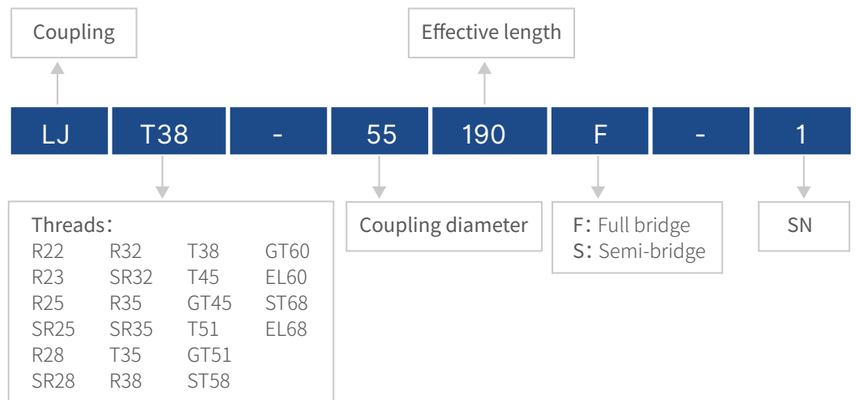

Small hole drilling tools

Understanding Impact Energy. Engineering Reliability.

Serving severe rock drilling scenarios
with precise, efficient energy transfer at every impact

Integral rods Shank end rods Tapered rods
Tapered bits Thread bits





SHANREATE | HOPH
新锐惠沣

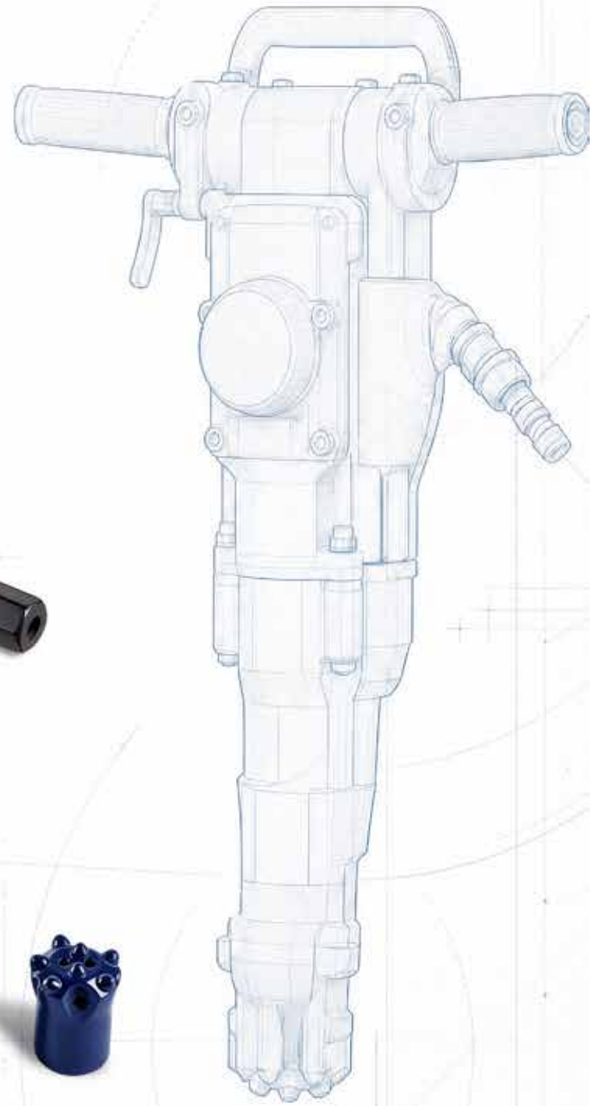



Integral rods H19（3/4"）×108mm

L mm	L ft	L in	D mm	D in	WT Kg	Product model	Part No.
400	1′	3 3/4"	35	1 3/8"	1.3	H19×108-35-400	281081901
800	2′	7 1/2"	28	1 1/8"	2.2	H19×108-28-800	281081902
1600	5′	3"	27	1 1/16"	4.0	H19×108-27-1600	281081903
2400	7′	10 1/2"	26	1 1/32"	5.7	H19×108-26-2400	281081904

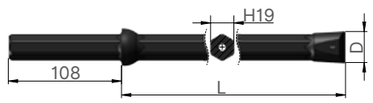

Integral rods H22 (7/8") ×108mm

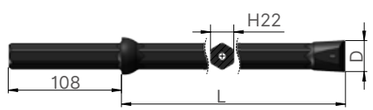

L mm	L ft in	D mm	D in	WT Kg	Product model	Part No.
400	1′ 3 3/4"	41	1 5/8"	1.8	H22×108-41-400	281082201
600	1′ 11 5/8"	39	1 17/32"	2.4	H22×108-39-600	281082202
800	2′ 7 1/2"	38	1 1/2"	3.0	H22×108-38-800	281082203
1000	3′ 3 3/8"	37	1 15/32"	3.5	H22×108-37-1000	281082204
1200	3′ 11 1/4"	36	1 13/32"	4.3	H22×108-36-1200	281082205
1600	5′ 3"	35	1 3/8"	5.4	H22×108-35-1600	281082206
1800	5′ 10 7/8"	34	1 11/32"	6.0	H22×108-34-1800	281082207
2000	6′ 6 3/4"	33	1 5/16"	6.6	H22×108-33-2000	281082208
2400	7′ 10 1/2"	32	1 7/32"	7.9	H22×108-32-2400	281082209
3200	10′ 6"	31	1 7/32"	10.2	H22×108-31-3200	281082210
4000	13′ 1 1/2"	30	1 3/16"	12.6	H22×108-30-4000	281082211
4800	15′ 9"	29	1 5/32"	15.1	H22×108-29-4800	281082212
5600	18′ 4 1/2"	28	1 1/8"	17.6	H22×108-28-5600	281082213
6400	21′ —	27	1 1/16"	19.8	H22×108-27-6400	281082214
7200	23′ 7 1/2"	26	1 1/32"	22.2	H22×108-26-7200	281082215

Shank end rods H22(7/8")×108mm×R22

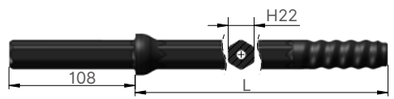

L mm	L ft in	Thread	WT Kg	Product model	Part No.
610	2′ —	R22	2.3	H22×108-R22-610	251082201
1200	3′ 11 1/4"	R22	4.5	H22×108-R22-1200	251082202
2435	8′ —	R22	7.9	H22×108-R22-2435	251082203
3200	10′ 6"	R22	10.4	H22×108-R22-3200	251082204
4000	13′ 1 1/2"	R22	13.0	H22×108-R22-4000	251082205

Shank end rods H22(7/8")×108mm×R25

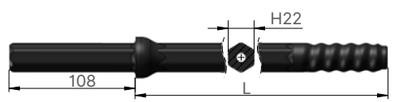

L mm	L ft in	Thread	WT Kg	Product model	Part No.
1200	3′ 11 1/4"	R25	6.8	H22×108-R25-1200	251082207
2435	8′ —	R25	7.9	H22×108-R25-2435	251082208
3200	10′ 6"	R25	10.4	H22×108-R25-3200	251082209
4000	11′ 9 3/4"	R25	11.8	H22×108-R25-4000	251082210

Shank end rods H25(1")×108mm×R25

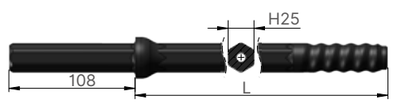

L mm	L ft in	Thread	WT Kg	Product model	Part No.
1200	3′ 11 1/4"	R25	4.5	H25×108-R25-1200	251082502
1830	6′ —	R25	6.1	H25×108-R25-1830	251082503
2435	8′ —	R25	7.9	H25×108-R25-2435	251082504

Shank end rods H25(1")×159mm×R25

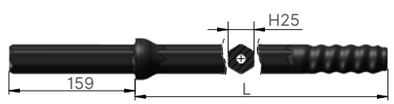

L mm	L ft in	Thread	WT Kg	Product model	Part No.
1200	3′ 11 1/4"	R25	4.5	H25×159-R25-1200	251592502
1830	6′ —	R25	6.1	H25×159-R25-1830	251592503
2435	8′ —	R25	7.9	H25×159-R25-2435	251592504
3200	10′ 6"	R25	10.4	H25×159-R25-3200	251592505
3600	11′ 9 3/4"	R25	11.8	H25×159-R25-3600	251592506
4000	13′ 1 1/2"	R25	13.0	H25×159-R25-4000	251592507

Tapered rods H22(7/8")×108mm

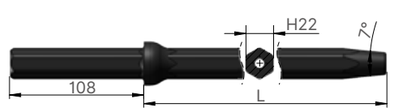

L mm	L ft in	Tapered	WT Kg	Product model	Part No.
610	2′ —		2.9	H22×108-7°-610	231089201
800	2′ 7 1/2"		3.7	H22×108-7°-800	231089202
1220	3′ 11 1/4"		5.4	H22×108-7°-1220	231089203
1525	5′ —		6.5	H22×108-7°-1525	231089204
1600	5′ 3"		6.9	H22×108-7°-1600	231089205
1830	6′ —		7.8	H22×108-7°-1830	231089206
2000	6′ 6 3/4"		8.4	H22×108-7°-2000	231089207
2200	7′ 2 5/8"	7°	9.2	H22×108-7°-2200	231089208
2440	8′ —		10.2	H22×108-7°-2440	231089209
3050	10′ —		12.6	H22×108-7°-3050	231089210
3200	10′ 6"		13.2	H22×108-7°-3200	231089211
4000	13′ 1 1/2"		16.4	H22×108-7°-4000	231089212
4400	14′ 5"		13.8	H22×108-7°-4400	231089213
5600	18′ 4 1/2"		22.7	H22×108-7°-5600	231089214
6000	21′ —		24.3	H22×108-7°-6000	231089215

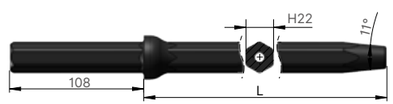

L mm	L ft in	Tapered	WT Kg	Product model	Part No.
610	2′ —		2.9	H22×108-11°-610	231089301
800	2′ 7 1/2"		3.7	H22×108-11°-800	231089302
1220	3′ 11 1/4"		5.4	H22×108-11°-1220	231089303
1525	5′ —		6.5	H22×108-11°-1525	231089304
1600	5′ 3"	11°	6.9	H22×108-11°-1600	231089305
1830	6′ —		7.8	H22×108-11°-1830	231089306
2000	6′ 6 3/4"		8.4	H22×108-11°-2000	231089307
2200	7′ 2 5/8"		9.2	H22×108-11°-2200	231089308

Tapered rods H22(7/8")×108mm

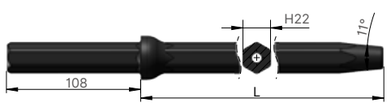

L mm	L ft in	Tapered	WT Kg	Product model	Part No.
2440	8′ —		10.2	H22×108-11°-2440	231089309
3050	10′ —		12.6	H22×108-11°-3050	231089310
3200	10′ 6"		13.2	H22×108-11°-3200	231089311
4000	13′ 1 1/2"	11°	16.4	H22×108-11°-4000	231089312
4400	14′ 5"		13.8	H22×108-11°-4400	231089313
5600	18′ 4 1/2"		22.7	H22×108-11°-5600	231089314
6000	21′ —		24.3	H22×108-11°-6000	231089315

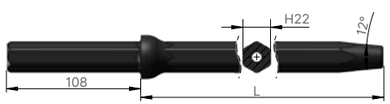

L mm	L ft in	Tapered	WT Kg	Product model	Part No.
610	2′ —		2.9	H22×108-12°-610	231089401
800	2′ 7 1/2"		3.7	H22×108-12°-800	231089402
1220	3′ 11 1/4"		5.4	H22×108-12°-1220	231089403
1525	5′ —		6.5	H22×108-12°-1525	231089404
1600	5′ 3"		6.9	H22×108-12°-1600	231089405
1830	6′ —		7.8	H22×108-12°-1830	231089406
2000	6′ 6 3/4"		8.4	H22×108-12°-2000	231089407
2200	7′ 2 5/8"	12°	9.2	H22×108-12°-2200	231089408
2440	8′ —		10.2	H22×108-12°-2440	231089409
3050	10′ —		12.6	H22×108-12°-3050	231089410
3200	10′ 6"		13.2	H22×108-12°-3200	231089411
4000	13′ 1 1/2"		16.4	H22×108-12°-4000	231089412
4400	14′ 5"		13.8	H22×108-12°-4400	231089413
5600	18′ 4 1/2"		22.7	H22×108-12°-5600	231089414
6000	21′ —		24.3	H22×108-12°-6000	231089415

Tapered rods H25(1")×108mm



L mm	L ft in	Tapered	WT Kg	Product model	Part No.
1500	4′ 11"		6.5	H25×108-7°-1500	231089701
1600	5′ 3"		6.9	H25×108-7°-1600	231089702
1830	6′ —		7.8	H25×108-7°-1830	231089703
2200	7′ 2 5/8"	7°	9.2	H25×108-7°-2200	231089704
2400	7′ 10 1/2"		10.0	H25×108-7°-2400	231089705
2600	8′ 6 3/8"		10.8	H25×108-7°-2600	231089706
3900	12′ 9 1/2"		16.0	H25×108-7°-3900	231089707

Tapered rods H25(1")×159mm

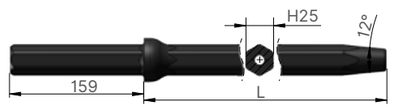

L mm	L ft in	Tapered	WT Kg	Product model	Part No.
1830	6′ —		7.8	H25×159-12°-1830	231599901
2400	7′ 10 1/2"		10.0	H25×159-12°-2400	231599902
2600	8′ 6 3/8"	12°	10.8	H25×159-12°-2600	231599903
3900	12′ 9 1/2"		16.0	H25×159-12°-3900	231599904

Tapered bits H22-7°

	mm	D in	Button No.×Size Gauge	Button No.×Size Front	Gauge buttons angle	Flushing hole F&G	Tapered	WT Kg	Product model	Part No.
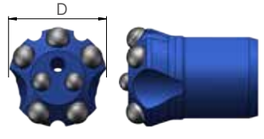	32	1 1/4"	5×7	2×7	35°	1F1G	7°	0.3	B32H2207-507207-A-1	112007001C 112007001B 112007001P 112007001S
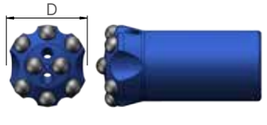	34	1 5/16"	6×7	2×7	40°	1F1G	7°	0.3	B34H2207-607207-A-1	112007002C 112007002B 112007002P 112007002S
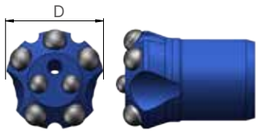	36	1 3/8"	5×8	2×7	40°	1F1G	7°	0.3	B36H2207-508207-A-1	112007003C 112007003B 112007003P 112007003S
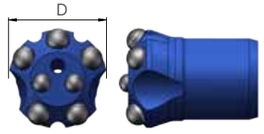	38	1 1/2"	5×9	2×7	40°	1F1G	7°	0.3	B38H2207-509207-A-1	112007004C 112007004B 112007004P 112007004S
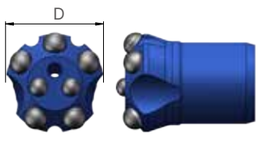	41	1 5/8"	5×9	2×8	40°	1F1G	7°	0.4	B41H2207-509208-A-1	112007005C 112007005B 112007005P 112007005S

Tapered bits H22-11°

	mm	D in	Button No.×Size Gauge	Button No.×Size Front	Gauge buttons angle	Flushing hole F&G	Tapered	WT Kg	Product model	Part No.
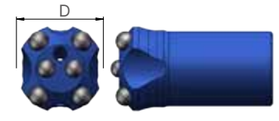	32	1 1/4"	4×7	2×7	35°	1F1G	11°	0.3	B32H2211-407207-A-1	112011001C 112011001B 112011001P 112011001S
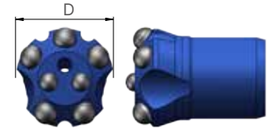	34	1 11/32"	5×8	2×7	40°	1F1G	11°	0.3	B34H2211-508207-A-1	112011002C 112011002B 112011002P 112011002S
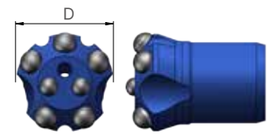	36	1 13/32"	5×8	2×7	35°	1F1G	11°	0.3	B36H2211-508207-A-1	112011003C 112011003B 112011003P 112011003S
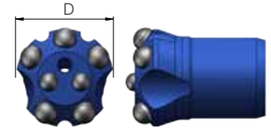	38	1 1/2"	5×9	2×7	35°	1F1G	11°	0.3	B38H2211-509207-A-1	112011004C 112011004B 112011004P 112011004S
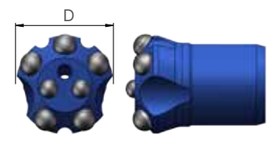	41	1 5/8"	5×9	2×8	35°	1F1G	11°	0.4	B41H2211-509208-A-1	112011005C 112011005B 112011005P 112011005S

Tapered bits H22-12°

	mm	D in	Button No. Gauge	Button No. Front	Gauge buttons angle	Flushing hole F&G	Tapered	WT Kg	Product model	Part No.
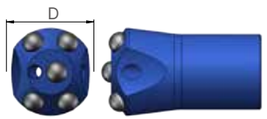	28	1 1/8"	4×7	1×7	35°	1F1G	12°	0.2	B28H2212-407107-A-1	112012001C 112012001B 112012001P 112012001S
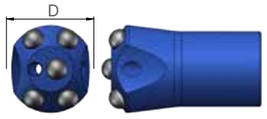	30	1 3/16"	4×7	1×7	35°	1F1G	12°	0.2	B30H2212-407107-A-1	112012002C 112012002B 112012002P 112012002S
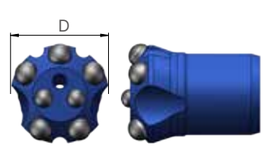	32	1 1/4"	5×7	2×7	35°	1F1G	12°	0.3	B32H2212-507207-A-1	112012003C 112012003B 112012003P 112012003S
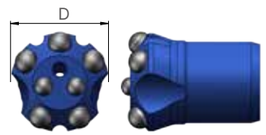	34	1 11/32"	5×8	2×7	35°	1F1G	12°	0.3	B34H2212-508207-A-1	112012004C 112012004B 112012004P 112012004S
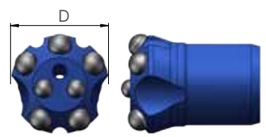	36	1 13/32"	5×8	2×7	35°	1F1G	12°	0.3	B36H2212-508207-A-1	112012005C 112012005B 112012005P 112012005S
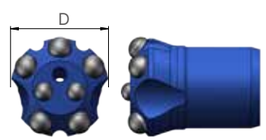	38	1 1/2"	5×9	2×7	35°	1F1G	12°	0.3	B38H2212-509207-A-1	112012006C 112012006B 112012006P 112012006S

Tapered bits H22-12°

	mm	D in	Button No. Gauge	Button No. Front	Gauge buttons angle	Flushing hole F&G	Tapered	WT Kg	Product model	Part No.
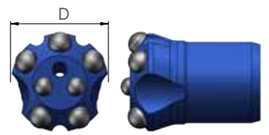	41	1 5/8"	5×9	2×7	35°	1F1G	12°	0.4	B41H2212-509207-A-1	112012007C 112012007B 112012007P 112012007S

Tapered bits H25-7°

	mm	D in	Button No. Gauge	Button No. Front	Gauge buttons angle	Flushing hole F&G	Tapered	WT Kg	Product model	Part No.
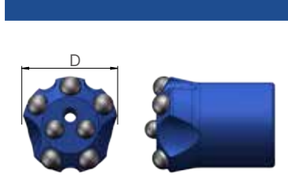	41	1 5/8"	5×9	2×8	40°	1F1G	7°	0.4	B41H2507-509208-A-1	112007008C 112007008B 112007008P 112007008S
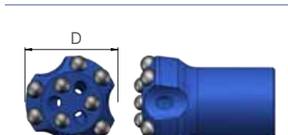	41	1 5/8"	6×8	3×7	40°	3F1G	7°	0.4	B41H2507-608307-A-3	112007009C 112007009B 112007009P 112007009S
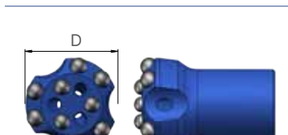	43	1 11/16"	6×8	3×7	40°	3F1G	7°	0.5	B43H2507-608307-A-3	112007010C 112007010B 112007010P 112007010S
	43	1 11/16"	4×9	2×8	35°	1F1G	7°	0.3	B43H2507-409208-A-1	112007011C 112007011B 112007011P 112007011S

Tapered bits H25-12°

	mm	D in	Button No. × Size Gauge	Front	Gauge buttons angle	Flushing hole F&G	Tapered	WT Kg	Product model	Part No.
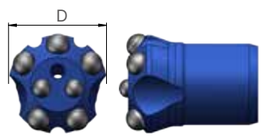	36	1 13/32"	5×9	2×7	35°	1F1G	12°	0.3	B36H2512-509207-A-1	112007012C 112007012B 112007012P 112007012S
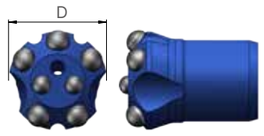	38	1 1/2"	5×9	2×7	40°	1F1G	12°	0.4	B38H2512-509207-A-1	112007013C 112007013B 112007013P 112007013S
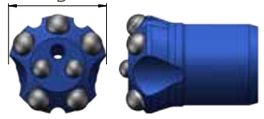	41	1 5/8"	5×9	2×7	40°	1F1G	12°	0.4	B41H2512-509207-A-1	112007014C 112007014B 112007014P 112007014S

Thread bits R22 (7/8")

	mm	D in	Button No. × Size Gauge	Front	Gauge buttons angle	Flushing hole F&G	Thread	WT Kg	Product model	Part No.
	33	1 5/16"	5×7	2×7	35°	1F1G	R22	0.4	B33R22-507207-A-1	111022001C 111022001B 111022001P 111022001S
	35	1 3/8"	5×8	2×7	35°	1F1G	R22	0.5	B35R22-508207-A-1	111022002C 111022002B 111022002P 111022002S
	38	1 1/2"	5×9	2×7	35°	1F1G	R22	0.6	B38R22-509207-A-1	111022003C 111022003B 111022003P 111022003S
	41	1 5/8"	5×9	2×8	35°	1F1G	R22	0.6	B41R22-509208-A-1	111022004C 111022004B 111022004P 111022004S

Thread bits R25 (1")

	mm	D in	Button No. × Size Gauge	Front	Gauge buttons angle	Flushing hole F&G	Thread	WT Kg	Product model	Part No.
	33	1 5/16"	5×7	2×7	35°	1F1G	R25	0.4	B33R25-507207-A-1	111025001C 111025001B 111025001P 111025001S
	35	1 3/8"	5×8	2×7	35°	1F1G	R25	0.5	B35R25-508207-A-1	111025002C 111025002B 111025002P 111025002S
	38	1 1/2"	5×9	2×7	35°	1F1G	R25	0.6	B38R25-509207-A-1	111025003C 111025003B 111025003P 111025003S
	41	1 5/8"	5×9	2×8	35°	1F1G	R25	0.6	B41R25-509208-A-1	111025004C 111025004B 111025004P 111025004S
	45	1 3/4"	6×9	3×8	35°	3F1G	R25	0.7	B45R25-609308-A-3	111025005C 111025005B 111025005P 111025005S
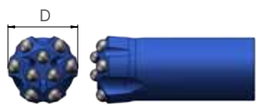	48	1 7/8"	6×10	3×8	35°	3F1G	R25	0.9	B48R25-610308-A-3	111025006C 111025006B 111025006P 111025006S

Drifting, tunnelling and bolting drilling tools

Understanding Impact Energy. Engineering Reliability.

Serving severe rock drilling scenarios
with precise, efficient energy transfer at every impact

SR25 R25 SR28 R28
SR32 R32 SR35 R35 T38



SHANDONG REATE | HOPH
新锐惠沣



SR25(1") Rods

	L mm	L ft	Thread	D mm	D in	Thread	Impact type	WT kg	Product model	Part No.
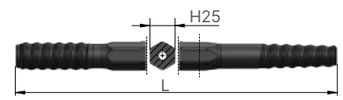	2475	8´1½"	R32	25	1"	SR25	Bottom drive	9.8	MM R32H25SR25-2475	213226001

SR25(1") Bits

	D mm	Head design	Skirt design	Button No.×Size Gauge	Button No.×Size Front	Gauge buttons angle	Flushing hole F&G	WT kg	Product model	Part No.
	38	Flat face	Normal	5×9	2×7	40°	2F2G	0.5	B38SR25-509207-A2-2	111026001C
										111026001B
										111026001P
										111026001S

R25(1") Rods

	mm	L ft	Thread	D mm	D in	Thread	Impact type	WT kg	Product model	Part No.
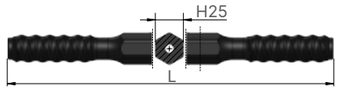	915	3'	R25	25	1"	R25	Bottom drive	3.6	MM R25H25R25-915	212525001
	1000	3' 3⅜"	R25	25	1"	R25	Bottom drive	4.0	MM R25H25R25-1000	212525002
	1220	4'	R25	25	1"	R25	Bottom drive	4.8	MM R25H25R25-1220	212525003
	2175	7' 1⅝"	R25	25	1"	R25	Bottom drive	8.6	MM R25H25R25-2175	212525004
	2400	7' 10½"	R25	25	1"	R25	Bottom drive	9.4	MM R25H25R25-2400	212525005
	2900	9' 6⅛"	R25	25	1"	R25	Bottom drive	11.3	MM R25H25R25-2900	212525006
	3300	11'	R25	25	1"	R25	Bottom drive	12.6	MM R25H25R25-3300	212525007
	4305	14' 1½"	R25	25	1"	R25	Bottom drive	16.6	MM R25H25R25-4305	212525008
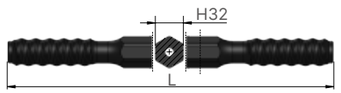	1000	3' 3⅜"	R25	32	1 1/4"	R25	Bottom drive	5.9	MM R25H32R25-1000	212525011
	4000	13' 1½"	R25	32	1 1/4"	R25	Bottom drive	25.0	MM R25H32R25-4000	212525012
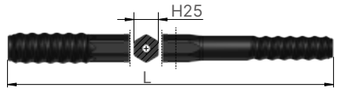	2120	6' 10⅝"	R32	25	1"	R25	Bottom drive	8.4	MM R32H25R25-2120	213225001
	2175	7' 1⅝"	R32	25	1"	R25	Bottom drive	8.6	MM R32H25R25-2175	213225002
	2200	7' 2⅝"	R32	25	1"	R25	Bottom drive	8.7	MM R32H25R25-2200	213225003
	2400	7' 10½"	R32	25	1"	R25	Bottom drive	9.5	MM R32H25R25-2400	213225004
	2475	8' 1½"	R32	25	1"	R25	Bottom drive	9.8	MM R32H25R25-2475	213225005
	2600	8' 6⅜"	R32	25	1"	R25	Bottom drive	10.0	MM R32H25R25-2600	213225006
	2800	9' 2¼"	R32	25	1"	R25	Bottom drive	10.8	MM R32H25R25-2800	213225007
	2900	9' 6⅛"	R32	25	1"	R25	Bottom drive	11.5	MM R32H25R25-2900	213225008
	3090	10' 1⅝"	R32	25	1"	R25	Bottom drive	12.0	MM R32H25R25-3090	213225009
	3700	12' 1⅝"	R32	25	1"	R25	Bottom drive	14.6	MM R32H25R25-3700	213225010
	4000	13' 1½"	R32	25	1"	R25	Bottom drive	15.8	MM R32H25R25-4000	213225011
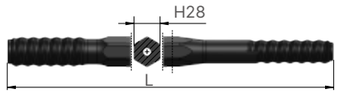	2800	9' 2¼"	R32	28	1 1/8"	R25	Bottom drive	15.0	MM R32H28R25-2800	213225021
	3090	10' 1⅝"	R32	28	1 1/8"	R25	Bottom drive	15.3	MM R32H28R25-3090	213225022
	3700	12' 1⅝"	R32	28	1 1/8"	R25	Bottom drive	18.9	MM R32H28R25-3700	213225023

R25(1") Bits

	D mm	Head design	Skirt design	Button No.×Size Gauge	Button No.×Size Front	Gauge buttons angle	Flushing hole F&G	WT kg	Product model	Part No.
	32	Flat face	Normal	5×7	2×7	35°	1F2G	0.3	B32R25-507207-A2-1	111025012C 111025012B 111025012P 111025012S
	33	Flat face	Normal	5×7	2×7	35°	1F0G	0.4	B33R25-507207-1	111025001C 111025001B 111025001P 111025001S
	33	Flat face	Normal	5×7	2×7	35°	1F1G	0.3	B33R25-507207-A-1	111025017C 111025017B 111025017P 111025017S
	35	Convex face	Normal	5×8	2×7	30°	1F1G	0.4	B35R25-C508207-A-1	111025004C 111025004B 111025004P 111025004S
	35	Convex face	Normal	5×9	2×7	30°	1F2G	0.4	B35R25-C509207-A2-1	111025018C 111025018B 111025018P 111025018S
	35	Flat face	Normal	5×9	2×7	35°	1F1G	0.4	B35R25-509207-A-1	111025002C 111025002B 111025002P 111025002S

R25(1") Bits

	D mm	Head design	Skirt design	Button No. × Size Gauge	Front	Gauge buttons angle	Flushing hole F&G	WT kg	Product model	Part No.
	37	Flat face	Normal	5×9	2×7	30°	1F2G	0.4	B37R25-509207-A2-1	111025013C 111025013B 111025013P 111025013S
	37	Flat face	Normal	5×9	2×7	30°	1F1G	0.4	B37R25-509207-A-1	111025015C 111025015B 111025015P 111025015S
	37	Flat face	Normal	6×8	2×7	30°	2F1G	0.5	B37R25-608207-A-2	111025016C 111025016B 111025016P 111025016S
	38	Flat face	Normal	5×9	2×7	30°	1F1G	0.5	B38R25-509207-A-1	111025014C 111025014B 111025014P 111025014S
	38	Flat face	Normal	5×9	2×7	30°	1F2G	0.5	B38R25-509207-A2-1	111025005C 111025005B 111025005P 111025005S
	38	Flat face	Normal	6×8	2×8	30°	2F1G	0.5	B38R25-608208-A-2	111025006C 111025006B 111025006P 111025006S

R25(1") Bits

	D mm	Head design	Skirt design	Button No. × Size Gauge	Front	Gauge buttons angle	Flushing hole F&G	WT kg	Product model	Part No.
	41	Flat face	Normal	5×9	2×8	35°	1F2G	0.6	B41R25-509208-A2-1	111025021C 111025021B 111025021P 111025021S
	41	Flat face	Normal	5×10	2×8	35°	2F1G	0.6	B41R25-510208-1	111025022C 111025022B 111025022P 111025022S
	43	Flat face	Normal	6×9	3×8	35°	3F1G	0.7	B43R25-609308-A-3	111025010C 111025010B 111025010P 111025010S
	45	Flat face	Normal	6×9	3×8	35°	3F1G	0.9	B45R25-609308-A-3	111025020C 111025020B 111025020P 111025020S
	45	Flat face	Normal	6×10	3×8	35°	3F1G	0.9	B45R25-610308-A-3	111025007C 111025007B 111025007P 111025007S
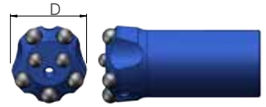	48	Flat face	Normal	5×11	2×9	35°	1F2G	0.9	B48R25-511209-A2-1	111025008C 111025008B 111025008P 111025008S

R25(1") Bits

	D mm	Head design	Skirt design	Button No.×Size Gauge	Front	Gauge buttons angle	Flushing hole F&G	WT kg	Product model	Part No.
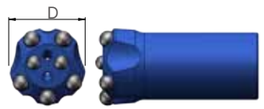	48	Flat face	Normal	5×11	2×9	35°	2F1G	0.9	B48R25-511209-A-2	111025009C 111025009B 111025009P 111025009S
	51	Flat face	Normal	6×10	3×8	35°	3F1G	1.0	B51R25-610308-A-3	111025011C 111025011B 111025011P 111025011S
	51	Flat face	Normal	6×10	3×9	35°	3F1G	1.0	B51R25-610309-A-3	111025019C 111025019B 111025019P 111025019S

R25(1") Coupling sleeves

	L mm	D mm	Thread	Adapter type	Bridge type	WT Kg	Product model	Part No.
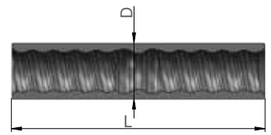	150	33	R25	Straight	Semi-bridge	0.5	LJR25-33150S	382525071
	150	35	R25	Straight	Semi-bridge	0.6	LJR25-35150S	382525078
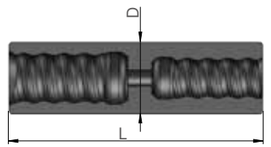	160	45	R32-R25	Cross over	Full bridge	1.3	LJR32/R25-45160F	393225002
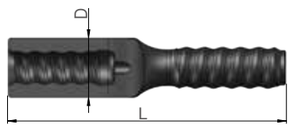	195	45	R25-R32M	Cross over	-	1.4	LJR25/R32M-45195	362532001
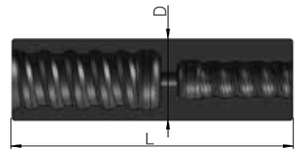	170	55	T38-R25	Cross over	Full bridge	1.8	LJT38/R25-55170F	393825005

SR28(1 1/8") Rods

	mm	L ft	Thread	D mm	D in	Thread	Impact type	WT kg	Product model	Part No.
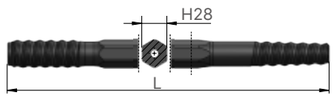	1875	6´ 1 13/16"	R32	28	1 1/8"	SR28	Bottom drive	9.3	MM R32H28SR28-1875	213229001
	2400	7´ 10½"	R32	28	1 1/8"	SR28	Bottom drive	12.1	MM R32H28SR28-2400	213229004
	2475	8´ 1½"	R32	28	1 1/8"	SR28	Bottom drive	12.4	MM R32H28SR28-2475	213229002
	2600	8´ 6⅜"	R32	28	1 1/8"	SR28	Bottom drive	13	MM R32H28SR28-2600	213229005
	2800	9´ 2¼"	R32	28	1 1/8"	SR28	Bottom drive	14.1	MM R32H28SR28-2800	213229007
	3090	10´ 1⅝"	R32	28	1 1/8"	SR28	Bottom drive	15.6	MM R32H28SR28-3090	213229009
	3300	11´	R32	28	1 1/8"	SR28	Bottom drive	16.7	MM R32H28SR28-3300	213229010

SR28(1 1/8") Bits

	D mm	Head design	Skirt design	Button No. Gauge	Button Size Front	Gauge buttons angle	Flushing hole F&G	WT kg	Product model	Part No.
	33	Flat face	Normal	5×8	2×7	35°	1F1G	0.40	B33SR28-508207-A-1	111029001C 111029001B 111029001P 111029001S
	35	Flat face	Normal	5×9	2×7	25°	1F1G	0.40	B35SR28-509207-A-1	111029002C 111029002B 111029002P 111029002S
	37	Flat face	Normal	5×9	2×7	35°	1F1G	0.50	B37SR28-509207-A-1	111029003C 111029003B 111029003P 111029003S

SR28(1 1/8") Bits

	D mm	Head design	Skirt design	Button No. Gauge	Button Size Front	Gauge buttons angle	Flushing hole F&G	WT kg	Product model	Part No.
	38	Flat face	Normal	5×9	2×7	30°	1F1G	0.50	B38SR28-509207-A-1	111029004C 111029004B 111029004P 111029004S
	41	Flat face	Normal	5×9	2×8	40°	1F1G	0.70	B41SR28-509208-A-1	111029005C 111029005B 111029005P 111029005S
	42	Flat face	Normal	5×9	2×8	40°	1F1G	0.70	B42SR28-509208-A-1	111029006C 111029006B 111029006P 111029006S
	45	Flat face	Normal	5×11	2×8	30°	2F1G	0.60	B45SR28-511208-A2-1	111029007C 111029007B 111029007P 111029007S
	45	Flat face	Normal	5×11	2×9	30°	2F2G	0.40	B45SR28-511209-A2-2	111029008C 111029008B 111029008P 111029008S
	51	Flat face	Normal	5×11	2×8	45°	2F1G	0.90	B51SR28-511208-A2-1	111029009C 111029009B 111029009P 111029009S

R28(1 1/8") Rods

	mm	L ft	Thread	D mm	D in	Thread	Impact type	WT kg	Product model	Part No.
	2175	7' 1⅝"	R32	28	1 1/8"	R28	Bottom drive	11.2	MM R32H28R28-2175	213228001
	2400	7' 10½"	R32	28	1 1/8"	R28	Bottom drive	11.9	MM R32H28R28-2400	213228002
	2475	8' 1½"	R32	28	1 1/8"	R28	Bottom drive	12.2	MM R32H28R28-2475	213228003
	2600	8´ 6⅜"	R32	28	1 1/8"	R28	Bottom drive	13.6	MM R32H28R28-2600	213228004
	2800	9' 2¼"	R32	28	1 1/8"	R28	Bottom drive	14.4	MM R32H28R28-2800	213228005
	3090	10' 1⅝"	R32	28	1 1/8"	R28	Bottom drive	15.4	MM R32H28R28-3090	213228006
	3700	12' 1⅝"	R32	28	1 1/8"	R28	Bottom drive	18.5	MM R32H28R28-3700	213228007
	5525	18' 1½"	R32	28	1 1/8"	R28	Bottom drive	28.8	MM R32H28R28-5525	213228008
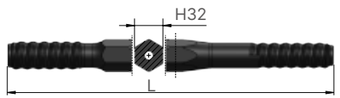	2475	8' 1½"	R32	32	1 1/4"	R28	Bottom drive	15.3	MM R32H32R28-2475	213228021
	3090	10' 1⅝"	R32	32	1 1/4"	R28	Bottom drive	19.7	MM R32H32R28-3090	213228022

R28(1 1/8") Bits

	D mm	Head design	Skirt design	Button No.×Size Gauge	Button No.×Size Front	Gauge buttons angle	Flushing hole F&G	WT kg	Product model	Part No.
	35	Flat face	Normal	5×9	2×7	35°	1F1G	0.4	B35R28-509207-A-1	11028001C 11028001B 11028001P 11028001S
	37	Flat face	Normal	5×9	2×7	30°	1F2G	0.4	B37R28-509207-A2-1	11028002C 11028002B 11028002P 11028002S
	38	Flat face	Normal	5×9	2×7	30°	1F2G	0.5	B38R28-509207-A2-1	11028003C 11028003B 11028003P 11028003S
	38	Flat face	Normal	5×9	2×7	30°	2F2G	0.5	B38R28-509207-A2-2	11028004C 11028004B 11028004P 11028004S
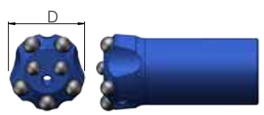	41	Flat face	Normal	5×9	2×8	30°	1F2G	0.6	B41R28-509208-A2-1	11028005C 11028005B 11028005P 11028005S
	41	Flat face	Normal	5×10	2×8	30°	1F2G	0.6	B41R28-510208-A2-1	11028009C 11028009B 11028009P 11028009S

R28(1 1/8") Bits

	D mm	Head design	Skirt design	Button No. × Size Gauge	Front	Gauge buttons angle	Flushing hole F&G	WT kg	Product model	Part No.
	43	Flat face	Normal	6×9	3×8	35°	3F1G	0.7	B43R28-609308-A-3	11028006C 11028006B 11028006P 11028006S
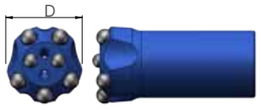	45	Flat face	Normal	5×11	2×9	30°	2F2G	0.9	B45R28-511209-A2-2	11028008C 11028008B 11028008P 11028008S
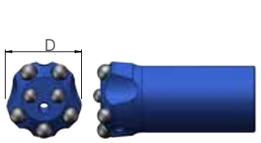	45	Flat face	Normal	5×11	2×8	35°	1F2G	0.9	B45R28-511208-A2-1	11028010C 11028010B 11028010P 11028010S
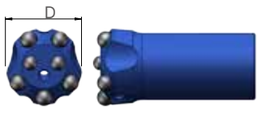	45	Flat face	Normal	5×11	2×9	35°	1F2G	0.9	B45R28-511209-A2-1	11028011C 11028011B 11028011P 11028011S
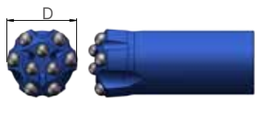	45	Flat face	Normal	6×10	3×8	35°	3F1G	0.9	B45R28-610308-A-3	11028007C 11028007B 11028007P 11028007S
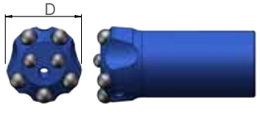	51	Flat face	Normal	5×11	2×10	35°	1F2G	1.0	B51R28-511210-A2-1	11028012C 11028012B 11028012P 11028012S

R28(1 1/8") Bits

	D mm	Head design	Skirt design	Button No. × Size Gauge	Front	Gauge buttons angle	Flushing hole F&G	WT kg	Product model	Part No.
	51	Flat face	Normal	6×10	3×9	35°	3F1G	1.0	B51R28-610309-A-3	11028013C 11028013B 11028013P 11028013S

R28(1 1/8") Coupling sleeves

	L mm	D mm	Thread	Adapter type	Bridge type	WT Kg	Product model	Part No.
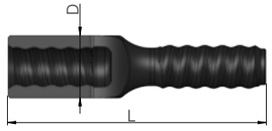	187	45	R28-R32M	Cross over	-	1.20	LJR28/R32M-45187	362832009
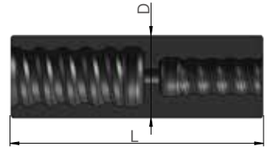	170	55	T38-R28	Cross over	Full bridge	1.80	LJT38/R28-55170F	393828011
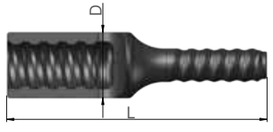	220	55	T38-R28M	Cross over	-	1.7	LJT38/R28M-55220	363828010

SR32(1 1/4") Rods

	mm	L ft	Thread	D mm	D in	Thread	Impact type	WT kg	Product model	Part No.
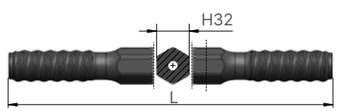	2670	8´ 9⅛"	R32	32	1 1/4"	SR32	Bottom drive	16.7	MM R32H32SR32-2670	213234001
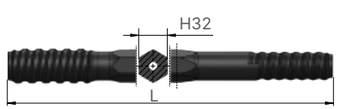	2200	7´ 2⅝"	T38	32	1 1/4"	SR32	Bottom drive	14	MM T38H32SR32-2200	213834001
	3090	10´ 1⅝"	T38	32	1 1/4"	SR32	Bottom drive	19.7	MM T38H32SR32-3090	213834002

SR32(1 1/4") Bits

	D mm	Head design	Skirt design	Button No. × Size Gauge	Button No. × Size Front	Gauge buttons angle	Flushing hole F&G	WT kg	Product model	Part No.
	38	Flat face	Normal	5×9	2×7	40°	1F1G	0.5	B38SR32-509207-A-1	111034001C
										111034001B
										111034001P
										111034001S
	41	Flat face	Normal	6×9	3×7	40°	3F0G	0.6	B41SR32-609307-3	111034002C
										111034002B
										111034002P
										111034002S

R32(1 1/4") Rods

	mm	L ft	Thread	D mm	D in	Thread	Impact type	WT kg	Product model	Part No.
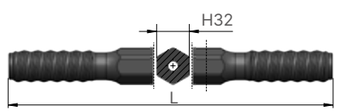	2435	8´	R32	32	1 1/4"	R32	Bottom drive	15.2	MM R32H32R32-2435	213232001
	2900	9' 6⅛"	R32	32	1 1/4"	R32	Bottom drive	18.1	MM R32H32R32-2900	213232010
	3090	10' 1⅝"	R32	32	1 1/4"	R32	Bottom drive	19.4	MM R32H32R32-3090	213232011
	3700	12' 1⅝"	R32	32	1 1/4"	R32	Bottom drive	23.2	MM R32H32R32-3700	213232012
	4305	14' 1½"	R32	32	1 1/4"	R32	Bottom drive	27.1	MM R32H32R32-4305	213232013
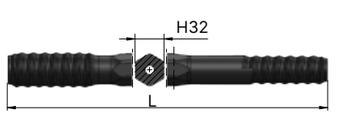	2400	7´ 10½"	R38	32	1 1/4"	R32	Bottom drive	15.3	MM R38H32R32-2400	213732021
	3090	10´ 1⅝"	R38	32	1 1/4"	R32	Bottom drive	19.1	MM R38H32R32-3090	213732023
	3700	12´ 1⅝"	R38	32	1 1/4"	R32	Bottom drive	23.1	MM R38H32R32-3700	213732024
	4305	14´ 1½"	R38	32	1 1/4"	R32	Bottom drive	27.4	MM R38H32R32-4305	213732026
	4915	16 1½"	R38	32	1 1/4"	R32	Bottom drive	30.2	MM R38H32R32-4915	213732027
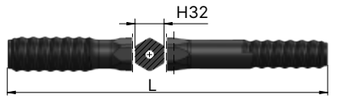	2400	7´ 10½"	T38	32	1 1/4"	R32	Bottom drive	15.3	MM T38H32R32-2400	213832021
	2475	8' 1½"	T38	32	1 1/4"	R32	Bottom drive	15.5	MM T38H32R32-2475	213832028
	3090	10´ 1⅝"	T38	32	1 1/4"	R32	Bottom drive	19.1	MM T38H32R32-3090	213832022
	3700	12´ 1⅝"	T38	32	1 1/4"	R32	Bottom drive	23.1	MM T38H32R32-3700	213832024
	4305	14´ 1½"	T38	32	1 1/4"	R32	Bottom drive	27.4	MM T38H32R32-4305	213832025
	4915	16´ 1½"	T38	32	1 1/4"	R32	Bottom drive	30.2	MM T38H32R32-4915	213832026
	5525	18´ 1½"	T38	32	1 1/4"	R32	Bottom drive	34.2	MM T38H32R32-5525	213832027
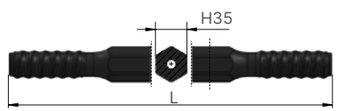	2175	7' 1⅛"	R32	35	1 3/8"	R32	Bottom drive	16.5	MM R32H35R32-2175	213232021
	2475	8' ½"	R32	35	1 3/8"	R32	Bottom drive	18.8	MM R32H35R32-2475	213232022
	4305	14´ 1½"	R32	35	1 3/8"	R32	Bottom drive	33.3	MM R32H35R32-4305	213232023

R32(1 1/4") Rods

	mm	L ft	Thread	D mm	D in	Thread	Impact type	WT kg	Product model	Part No.
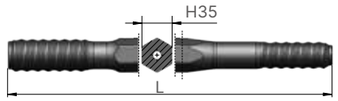	3090	10´ 1⅝"	R38	35	1 3/8"	R32	Bottom drive	24.3	MM R38H35R32-3090	213732051
	3700	12´ 1⅝"	R38	35	1 3/8"	R32	Bottom drive	29.1	MM R38H35R32-3700	213732052
	4305	14´ 1½"	R38	35	1 3/8"	R32	Bottom drive	33.8	MM R38H35R32-4305	213732053
	4915	16´ 1½"	R38	35	1 3/8"	R32	Bottom drive	37.00	MM R38H35R32-4915	213732054
	5525	18´ 1½"	R38	35	1 3/8"	R32	Bottom drive	42.40	MM R38H35R32-5525	213732055
	6400	21´	R38	35	1 3/8"	R32	Bottom drive	50.10	MM R38H35R32-6400	213732056
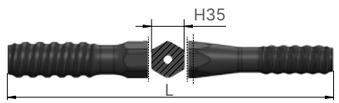	3090	10´ 1⅝"	T38	35	1 3/8"	R32	Bottom drive	24.0	MM T38H35R32-3090	213832001
	3700	12´ 1⅝"	T38	35	1 3/8"	R32	Bottom drive	28.8	MM T38H35R32-3700	213832002
	4305	14´ 1½"	T38	35	1 3/8"	R32	Bottom drive	33.8	MM T38H35R32-4305	213832003
	4915	16´ 1½"	T38	35	1 3/8"	R32	Bottom drive	38.6	MM T38H35R32-4915	213832004
	5525	18´ 1½"	T38	35	1 3/8"	R32	Bottom drive	43.4	MM T38H35R32-5525	213832005
	6095	20'	T38	35	1 3/8"	R32	Bottom drive	47.9	MM T38H35R32-6095	213832006
	6400	21´	T38	35	1 3/8"	R32	Bottom drive	50.3	MM T38H35R32-6400	213832007
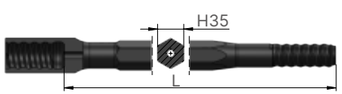	3090	10´ 1⅝"	T38	35	1 3/8"	R32	Bottom drive	24.0	MF T38H35R32-3090	223832001
	3700	12´ 1⅝"	T38	35	1 3/8"	R32	Bottom drive	28.8	MF T38H35R32-3700	223832002
	4305	14´ 1½"	T38	35	1 3/8"	R32	Bottom drive	33.8	MF T38H35R32-4305	223832003
	4915	16´ 1½"	T38	35	1 3/8"	R32	Bottom drive	38.6	MF T38H35R32-4915	223832004
	5525	18´ 1½"	T38	35	1 3/8"	R32	Bottom drive	43.4	MF T38H35R32-5525	223832005
	6095	20'	T38	35	1 3/8"	R32	Bottom drive	47.9	MF T38H35R32-6095	223832006
	6400	21´	T38	35	1 3/8"	R32	Bottom drive	50.3	MF T38H35R32-6400	223832007

R32(1 1/4") Bits

	D mm	Head design	Skirt design	Button No. Gauge	Button Size Front	Gauge buttons angle	Flushing hole F&G	WT kg	Product model	Part No.
	38	Flat face	Normal	5×9	2×7	35°	1F2G	0.5	B38R32-509207-A2-1	111031024C 111031024B 111031024P 111031024S
	41	Flat face	Normal	5×9	2×8	35°	1F2G	0.6	B41R32-509208-A2-1	111031001C 111031001B 111031001P 111031001S
	41	Flat face	Normal	5×9	2×8	35°	2F1G	0.6	B41R32-509208-A-2	111031035C 111031035B 111031035P 111031035S
	43	Flat face	Normal	5×10	2×8	35°	1F2G	0.7	B43R32-510208-A2-1	111031006C 111031006B 111031006P 111031006S
	43	Flat face	Normal	6×9	3×8	35°	3F1G	0.7	B43R32-609308-A-3	111031003C 111031003B 111031003P 111031003S
	43	Flat face	Normal	6×9	3×8	35°	3F1G	0.7	B43R32-609308-A-3-1	111031002C 111031002B 111031002P 111031002S

R32(1 1/4") Bits

	D mm	Head design	Skirt design	Button No. × Size Gauge	Front	Gauge buttons angle	Flushing hole F&G	WT kg	Product model	Part No.
	43	Flat face	Normal	6×9	3×8	35°	3F3G	0.7	B43R32-609308-A3-3	111031034C 111031034B 111031034P 111031034S
	43	Flat face	Normal	6×9	3×8	35°	3F1G	0.7	B43R32-609308-A-3-2	111031007C 111031007B 111031007P 111031007S
	43	Flat face	Normal	6×10	3×8	35°	3F1G	0.7	B43R32-610308-A-3	111031054C 111031054B 111031054P 111031054S
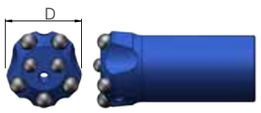	45	Flat face	Normal	5×11	2×9	35°	1F2G	0.9	B45R32-511209-A2-1-1	111031009C 111031009B 111031009P 111031009S
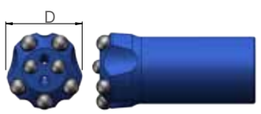	45	Flat face	Normal	5×11	2×9	35°	2F1G	0.9	B45R32-511209-2-A-2	111031055C 111031055B 111031055P 111031055S
	45	Flat face	Normal	5×11	2×9	35°	2F1G	0.9	B45R32-511209-A-2	111031056C 111031056B 111031056P 111031056S

R32(1 1/4") Bits

	D mm	Head design	Skirt design	Button No. × Size Gauge	Front	Gauge buttons angle	Flushing hole F&G	WT kg	Product model	Part No.
	45	Flat face	Normal	5×11	2×9	35°	1F2G	0.9	B45R32-511209-A2-1	111031026C 111031026B 111031026P 111031026S
	45	Flat face	Normal	6×10	3×8	35°	3F1G	0.9	B45R32-610308-A-3-1	111031010C 111031010B 111031010P 111031010S
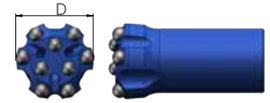	45	Flat face	Normal	6×10	3×8	35°	3F1G	0.9	B45R32-610308-A-3P2	111031057C 111031057B 111031057P 111031057S
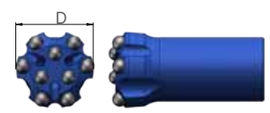	45	Flat face	Normal	6×10	3×8	35°	3F1G	0.9	B45R32-610308-1-A-3	111031058C 111031058B 111031058P 111031058S
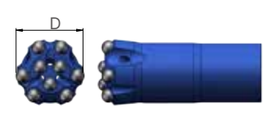	45	Flat face	Normal	6×10	3×8	35°	3F1G	0.9	B45R32-610308-A-3-2	111031008C 111031008B 111031008P 111031008S
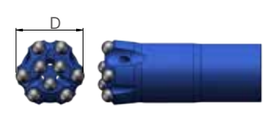	45	Flat face	Normal	6×10	3×8	35°	3F1G	0.9	B45R32-610308-A-3	111031059C 111031059B 111031059P 111031059S

R32(1 1/4") Bits

	D mm	Head design	Skirt design	Button No. × Size Gauge	Front	Gauge buttons angle	Flushing hole F&G	WT kg	Product model	Part No.
	45	Flat face	Normal	6×10	3×9	35°	3F0G	0.9	B45R32-610309-3	111031060C 111031060B 111031060P 111031060S
	45	Flat face	Normal	6×10	3×9	35°	3F3G	0.9	B45R32-610309-A3-3	111031031C 111031031B 111031031P 111031031S
	45	Flat face	Retrac	6×9	3×8	35°	3F1G	0.9	B45R32-R609308-A-3	111031013C 111031013B 111031013P 111031013S
	45	Flat face	Normal	6×10	3×9	35°	3F3G	0.9	B45R32-610309-A3-3-1	111031029C 111031029B 111031029P 111031029S
	48	Flat face	Normal	6×10	3×9	35°	3F1G	0.9	B48R32-610309-A-3	111031061C 111031061B 111031061P 111031061S
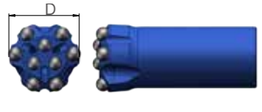	48	Flat face	Normal	6×10	3×9	35°	3F3G	0.9	B48R32-610309-A3-3	111031025C 111031025B 111031025P 111031025S

R32(1 1/4") Bits

	D mm	Head design	Skirt design	Button No. × Size Gauge	Front	Gauge buttons angle	Flushing hole F&G	WT kg	Product model	Part No.
	48	Flat face	Normal	6×11	3×9	35°	3F3G	0.9	B48R32-611309-A3-3	111031036C 111031036B 111031036P 111031036S
	49	Flat face	Normal	6×11	3×9	35°	3F2G	0.9	B49R32-611309-A2-3	111031017C 111031017B 111031017P 111031017S
	51	Flat face	Normal	5×11	2×10	35°	2F1G	1.0	B51R32-511210-2-A-2	111031062C 111031062B 111031062P 111031062S
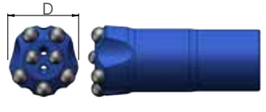	51	Flat face	Normal	5×11	2×10	35°	2F1G	1.0	B51R32-511210-A-2	111031019C 111031019B 111031019P 111031019S
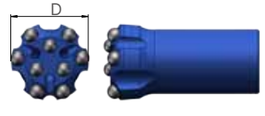	51	Flat face	Normal	6×10	3×9	35°	3F1G	1.0	B51R32-610309-A-3-1	111031018C 111031018B 111031018P 111031018S
	51	Flat face	Normal	6×10	3×9	35°	3F1G	1.0	B51R32-610309-A-3	111031063C 111031063B 111031063P 111031063S

R32(1 1/4") Bits

	D mm	Head design	Skirt design	Button No. × Size Gauge	Front	Gauge buttons angle	Flushing hole F&G	WT kg	Product model	Part No.
	51	Flat face	Normal	6×11	3×9	35°	3F0G	1.0	B51R32-611309-3	111031064C 111031064B 111031064P 111031064S
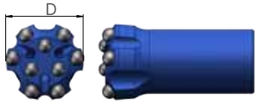	51	Flat face	Normal	6×11	3×9	35°	3F3G	1.0	B51R32-611309-A3-3	111031037C 111031037B 111031037P 111031037S
	51	Convex face	Normal	6×10	3×9	30°	3F1G	1.0	B51R32-C610309-A-3	111031038C 111031038B 111031038P 111031038S
	51	Flat face	Retrac	6×10	3×9	35°	3F1G	1.0	B51R32-R610309-A-3	111031027C 111031027B 111031027P 111031027S
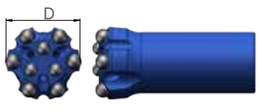	51	Flat face	Normal	6×11	3×9	35°	3F3G	1.0	B51R32-611309-A3-3-1	111031030C 111031030B 111031030P 111031030S
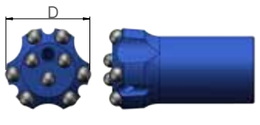	57	Flat face	Normal	6×10	3×9	35°	1F1G	1.2	B57R32-610309-A-1	111031065C 111031065B 111031065P 111031065S

R32(1 1/4") Bits

	D mm	Head design	Skirt design	Button No. × Size Gauge	Front	Gauge buttons angle	Flushing hole F&G	WT kg	Product model	Part No.
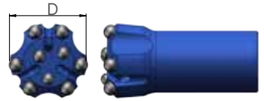	57	Flat face	Normal	6×11	3×9	35°	3F1G	1.2	B57R32-611309-A-3	111031021C 111031021B 111031021P 111031021S
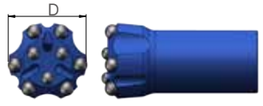	57	Flat face	Normal	6×11	3×9	35°	3F1G	1.2	B57R32-611309-A-3-1	111031023C 111031023B 111031023P 111031023S
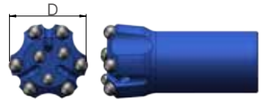	57	Flat face	Normal	6×11	3×10	35°	3F1G	1.2	B57R32-611310-A-3	111031066C 111031066B 111031066P 111031066S
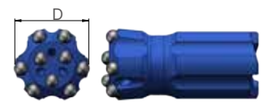	57	Flat face	Retrac	6×11	3×10	35°	3F2G	1.2	B57R32-R611310-A2-3	111031022C 111031022B 111031022P 111031022S
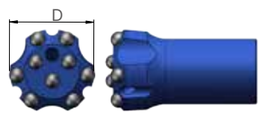	64	Flat face	Normal	6×12	3×10	35°	1F2G	1.7	B64R32-612310-A2-1	111031067C 111031067B 111031067P 111031067S
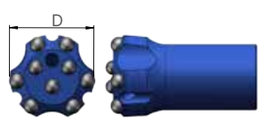	64	Flat face	Normal	6×12	3×11	35°	1F2G	1.7	B64R32-612311-A2-1	111031047C 111031047B 111031047P 111031047S

R32(1 1/4") Bits

	D mm	Head design	Skirt design	Button No.×Size Gauge	Button No.×Size Front	Gauge buttons angle	Flushing hole F&G	WT kg	Product model	Part No.
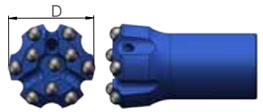	64	Drop center	Normal	6×11	4×10	35°	3F1G	1.7	B64R32-D611410-A-3	111031051C 111031051B 111031051P 111031051S
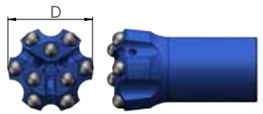	64	Drop center	Normal	6×12	3×11	35°	3F1G	1.7	B64R32-D612311-A-3	111031043C 111031043B 111031043P 111031043S
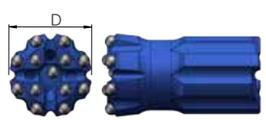	64	Drop center	Retrac	8×10	5×9	35°	4F0G	2.0	B64R32-DR810509-4	111031041C 111031041B 111031041P 111031041S
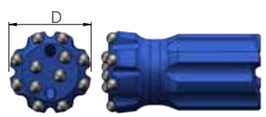	64	Flat face	Retrac	8×10	4×10	35°	2F0G	1.7	B64R32-R810410-2	111031042C 111031042B 111031042P 111031042S
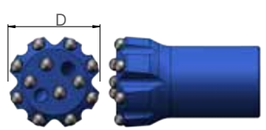	76	Flat face	Normal	8×11	4×11	35°	2F1G	2.5	B76R32-811411-A-2	111031048C 111031048B 111031048P 111031048S
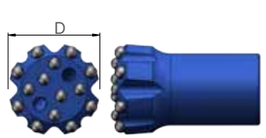	76	Flat face	Normal	8×11	6×10	35°	2F0G	2.5	B76R32-811610-2	111031069C 111031069B 111031069P 111031069S

R32(1 1/4") Bits

	D mm	Head design	Skirt design	Button No.×Size Gauge	Button No.×Size Front	Gauge buttons angle	Flushing hole F&G	WT kg	Product model	Part No.
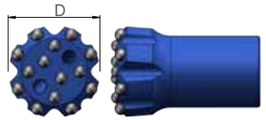	76	Flat face	Normal	8×11	6×10	35°	2F2G	2.5	B76R32-811610-A2-2	111031049C 111031049B 111031049P 111031049S
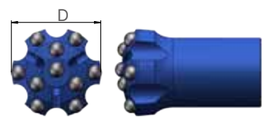	76	Convex face	Normal	6×13	3×13 1×13	35°	3F1G	2.5	B76R32-C613313113-A-3	111031050C 111031050B 111031050P 111031050S
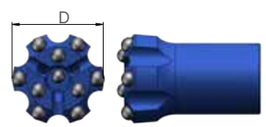	76	Drop center	Normal	6×13	3×12 1×11	35°	3F1G	2.5	B76R32-D613312111-A-3	111031070C 111031070B 111031070P 111031070S
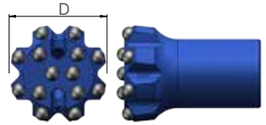	89	Flat face	Normal	8×13	6×13	35°	2F2G	3.3	B89R32-813613-A2-2	111031071C 111031071B 111031071P 111031071S

R32(1 1/4") Coupling sleeves

	L mm	D mm	Thread	Adapter type	Bridge type	WT Kg	Product model	Part No.
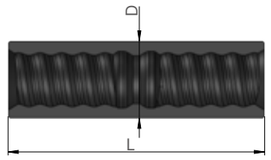	150	45	R32	Straight	Semi-bridge	1	LJR32-45150S	383232001
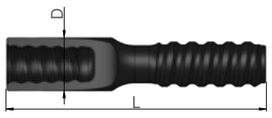	220	45	R32-T38M	Cross over	-	1.6	LJR32/T38M-45220	363238019
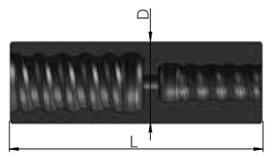	170	55	T38-R32	Cross over	Full bridge	1.80	LJT38/R32-55170F	393832025
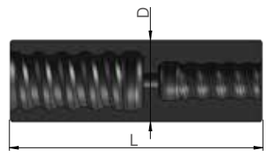	190	55	T38-R32	Cross over	Full bridge	2.00	LJT38/R32-55190F	393832026
	220	55	T38-R32M	Cross over	-	1.30	LJT38/R32M-55220	363832031

SR35(1 3/8") Rods

	mm	L ft	Thread	D mm	D in	Thread	Impact type	WT kg	Product model	Part No.
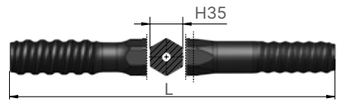	3090	10´ 1⅝"	R38	35	1 3/8"	SR35	Bottom drive	24.3	MM R38H35SR35-3090	213735051
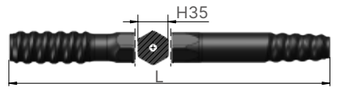	3090	10´ 1⅝"	T38	35	1 3/8"	SR35	Bottom drive	24.0	MM T38H35SR35-3090	213835001
	3700	12´ 1⅝"	T38	35	1 3/8"	SR35	Bottom drive	29.1	MM T38H35SR35-3700	213835003
	4305	14´ 1½"	T38	35	1 3/8"	SR35	Bottom drive	33.8	MM T38H35SR35-4305	213835004
	4915	16´ 1½"	T38	35	1 3/8"	SR35	Bottom drive	38.6	MM T38H35SR35-4915	213835005
	5525	18´ 1½"	T38	35	1 3/8"	SR35	Bottom drive	43.4	MM T38H35SR35-5525	213835006
	6400	21´	T38	35	1 3/8"	SR35	Bottom drive	50.3	MM T38H35SR35-6400	213835008
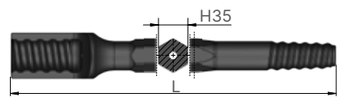	3090	10´ 1⅝"	T38	35	1 3/8"	SR35	Bottom drive	24.0	MF T38H35SR35-3090	223835059
	3700	12´ 1⅝"	T38	35	1 3/8"	SR35	Bottom drive	29.1	MF T38H35SR35-3700	223835053
	4305	14´ 1½"	T38	35	1 3/8"	SR35	Bottom drive	33.8	MF T38H35SR35-4305	223835054
	4915	16´ 1½"	T38	35	1 3/8"	SR35	Bottom drive	38.6	MF T38H35SR35-4915	223835055
	5525	18´ 1½"	T38	35	1 3/8"	SR35	Bottom drive	43.4	MF T38H35SR35-5525	223835056
	6400	21´	T38	35	1 3/8"	SR35	Bottom drive	50.3	MF T38H35SR35-6400	223835058

SR35(1 3/8") Bits

	D mm	Head design	Skirt design	Button No.×Size Gauge	Button No.×Size Front	Gauge buttons angle	Flushing hole F&G	WT kg	Product model	Part No.
	43	Flat face	Normal	6×9	3×8	35°	3F1G	0.7	B43SR35-609308-A-3-1	111035001C
										111035001B
										111035001P
										111035001S

SR35(1 3/8") Bits

	D mm	Head design	Skirt design	Button No. × Size Gauge	Front	Gauge buttons angle	Flushing hole F&G	WT kg	Product model	Part No.
	43	Flat face	Normal	6×9	3×8	35°	3F1G	0.7	B43SR35-609308-1-A-3	111035002C 111035002B 111035002P 111035002S
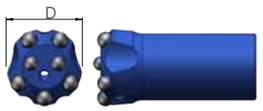	45	Flat face	Normal	5×11	2×9	35°	1F2G	0.9	B45SR35-511209-A2-1	111035005C 111035005B 111035005P 111035005S
	45	Flat face	Normal	6×10	3×8	35°	3F1G	0.9	B45SR35-610308-A-3-1	111035003C 111035003B 111035003P 111035003S
	45	Flat face	Normal	6×10	3×8	35°	3F1G	0.9	B45SR35-610308-A-3	111035006C 111035006B 111035006P 111035006S
	45	Flat face	Normal	6×9	3×8	35°	3F1G	0.9	B45SR35-609308-A-3	111035012C 111035012B 111035012P 111035012S
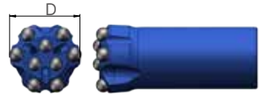	45	Flat face	Normal	6×10	3×9	35°	3F1G	0.9	B45SR35-610309-A-3	111035010C 111035010B 111035010P 111035010S

SR35(1 3/8") Bits

	D mm	Head design	Skirt design	Button No. × Size Gauge	Front	Gauge buttons angle	Flushing hole F&G	WT kg	Product model	Part No.
	45	Flat face	Normal	6×10	3×9	35°	3F1G	0.9	B45SR35-610309-A-3-1	111035004C 111035004B 111035004P 111035004S
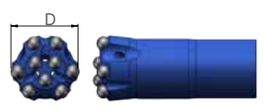	45	Flat face	Normal	6×10	3×9	35°	3F3G	0.9	B45SR35-610309-A3-3	111035011C 111035011B 111035011P 111035011S
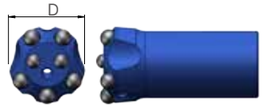	48	Flat face	Normal	5×11	2×9	35°	1F2G	0.9	B48SR35-511209-A2-1	111035007C 111035007B 111035007P 111035007S
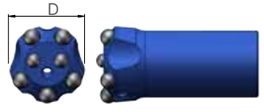	48	Flat face	Normal	5×11	2×10	35°	1F2G	0.9	B48SR35-511210-A2-1	111035008C 111035008B 111035008P 111035008S
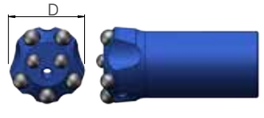	51	Flat face	Normal	5×12	2×10	35°	1F2G	1.0	B51SR35-512210-A2-1	111035009C 111035009B 111035009P 111035009S
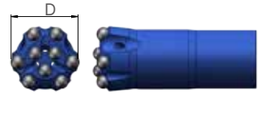	51	Flat face	Normal	6×10	3×8	35°	3F1G	1.0	B51SR35-610308-A-3	111035013C 111035013B 111035013P 111035013S

R35(1 3/8") Rods

	mm	L ft	Thread	D mm	D in	Thread	Impact type	WT kg	Product model	Part No.
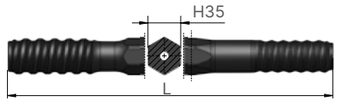	3090	10´ 1⅝"	T38	35	1 3/8"	R35	Bottom drive	24.3	MM T38H35R35-3090	213833001
	3700	12´ 1⅝"	T38	35	1 3/8"	R35	Bottom drive	29.1	MM T38H35R35-3700	213833002
	4305	14´ 1½"	T38	35	1 3/8"	R35	Bottom drive	33.8	MM T38H35R35-4305	213833003
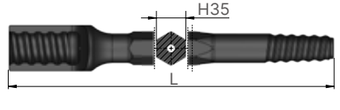	3090	10´ 1⅝"	T38	35	1 3/8"	R35	Bottom drive	24.8	MF T38H35R35-3090	223833001
	3700	12´ 1⅝"	T38	35	1 3/8"	R35	Bottom drive	29.1	MF T38H35R35-3700	223833002
	4305	14´ 1½"	T38	35	1 3/8"	R35	Bottom drive	33.8	MF T38H35R35-4305	223833003

R35(1 3/8") Bits

	D mm	Head design	Skirt design	Button No. Gauge	Button No. Front	Gauge buttons angle	Flushing hole F&G	WT kg	Product model	Part No.
	43	Flat face	Normal	6×9	3×8	35°	3F1G	0.7	B43R35-609308-A-3	111033001C 111033001B 111033001P 111033001S
	45	Flat face	Normal	6×10	3×8	35°	3F1G	0.9	B45R35-610308-A-3	111033002C 111033002B 111033002P 111033002S
	48	Flat face	Normal	6×10	3×9	35°	3F1G	0.9	B48R35-610309-A-3	111033003C 111033003B 111033003P 111033003S

R35(1 3/8") Bits

	D mm	Head design	Skirt design	Button No. Gauge	Button No. Front	Gauge buttons angle	Flushing hole F&G	WT kg	Product model	Part No.
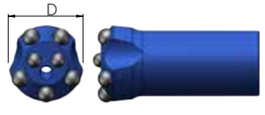	51	Flat face	Normal	5×12	2×10	35°	1F2G	1.0	B51R35-512210-A2-1	111033004C 111033004B 111033004P 111033004S
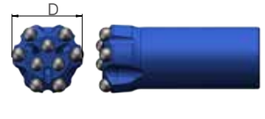	54	Flat face	Normal	6×11	3×9	35°	3F1G	1.0	B54R35-611309-A-3	111033007C 111033007B 111033007P 111033007S
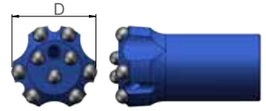	64	Flat face	Normal	6×12	3×11	35°	1F2G	1.7	B64R35-612311-A2-1	111033005C 111033005B 111033005P 111033005S

R35(1 3/8") Coupling sleeves

	L mm	D mm	Thread	Adapter type	Bridge type	WT Kg	Product model	Part No.
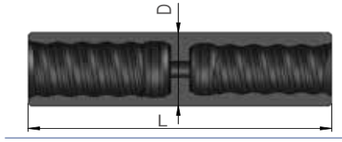	160	47	R35-R32	Cross over	Full bridge	0.70	LJR35/R32-47160F	393332023

T38(1 ½") Rods

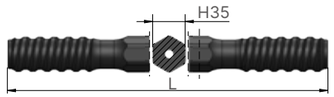

mm	L ft	Thread	D mm	D in	Thread	Impact type	WT kg	Product model	Part No.
3090	10´1⅝"	T38	35	1 3/8"	T38	Bottom drive	24.9	MM T38H35T38-3090	213838001
3700	12´1⅝"	T38	35	1 3/8"	T38	Bottom drive	29.1	MM T38H35T38-3700	213838012
4305	14´1½"	T38	35	1 3/8"	T38	Bottom drive	33.8	MM T38H35T38-4305	213838006
4915	16´1½"	T38	35	1 3/8"	T38	Bottom drive	39.1	MM T38H35T38-4915	213838013
5525	18´1½"	T38	35	1 3/8"	T38	Bottom drive	43.9	MM T38H35T38-5525	213838010
6400	21´	T38	35	1 3/8"	T38	Bottom drive	50.8	MM T38H35T38-6400	213838011

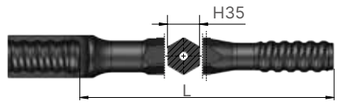

mm	L ft	Thread	D mm	D in	Thread	Impact type	WT kg	Product model	Part No.
3090	10´1⅝"	T38	35	1 3/8"	T38	Bottom drive	24.9	MF T38H35T38-3090	223838001
3700	12´1⅝"	T38	35	1 3/8"	T38	Bottom drive	29.1	MF T38H35T38-3700	223838010
4305	14´1½"	T38	35	1 3/8"	T38	Bottom drive	33.8	MF T38H35T38-4305	223838011
4915	16´1½"	T38	35	1 3/8"	T38	Bottom drive	39.1	MF T38H35T38-4915	223838012
5525	18´1½"	T38	35	1 3/8"	T38	Bottom drive	43.9	MF T38H35T38-5525	223838013
6400	21´	T38	35	1 3/8"	T38	Bottom drive	50.8	MF T38H35T38-6400	223838014

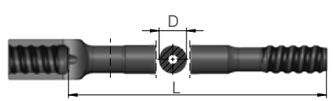

mm	L ft	Thread	D mm	D in	Thread	Impact type	WT kg	Product model	Part No.
4305	14´1½"	T38	39	1 1/2"	T38	Bottom drive	34.2	MF T38D39T38-4305	223838015
4915	16´1½"	T38	39	1 1/2"	T38	Bottom drive	39.2	MF T38D39T38-4915	223838016
5525	18´1½"	T38	39	1 1/2"	T38	Bottom drive	44.1	MF T38D39T38-5525	223838017
6400	21´	T38	39	1 1/2"	T38	Bottom drive	51.2	MF T38D39T38-6400	223838018

T38(1 ½") Bits

D mm	Head design	Skirt design	Button No.×Size Gauge	Button No.×Size Front	Gauge buttons angle	Flushing hole F&G	WT kg	Product model	Part No.
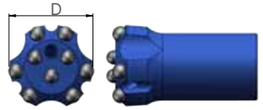									111038023C
64	Flat face	Normal	6×12	3×11	35°	1F2G	1.7	B64T38-612311-A2-1	111038023B
									111038023P
									111038023S
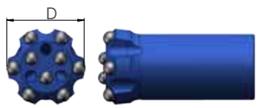									111038001C
64	Flat face	Normal	6×12	3×11	35°	3F0G	1.7	B64T38-612311-3	111038001B
									111038001P
									111038001S
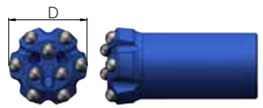									111038024C
64	Drop center	Normal	6×12	3×11	35°	3F0G	1.7	B64T38-612311-3-1	111038024B
									111038024P
									111038024S
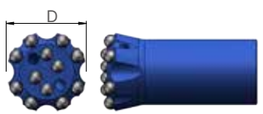									111038025C
64	Flat face	Normal	8×11	4×10	35°	2F2G	1.7	B64T38-811410-A2-2	111038025B
									111038025P
									111038025S
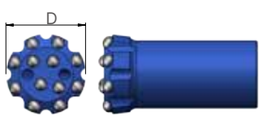									111038006C
64	Flat face	Normal	8×11	4×10	35°	2F0G	1.7	B64T38-811410-2-1	111038006B
									111038006P
									111038006S
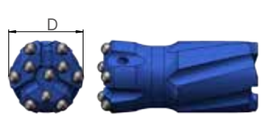									111038026C
64	Drop center	Retrac	6×11	4×10	35°	3F1G	2.0	B64T38-DR611410-X-A-3	111038026B
									111038026P
									111038026S

T38(1 ½") Bits

	D mm	Head design	Skirt design	Button No. × Size Gauge	Front	Gauge buttons angle	Flushing hole F&G	WT kg	Product model	Part No.
	64	Flat center	Retrac	6×12	3×11	35°	3F0G	2.0	B64T38-R612311-3-1	111038007C 111038007B 111038007P 111038007S
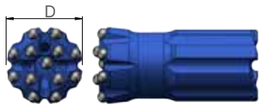	64	Drop center	Retrac	8×10	5×10	35°	4F0G	2.0	B64T38-DR810510-4	111038013C 111038013B 111038013P 111038013S
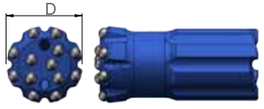	64	Flat face	Retrac	8×10	5×10	35°	2F0G	2.0	B64T38-R810510-2	111038010C 111038010B 111038010P 111038010S
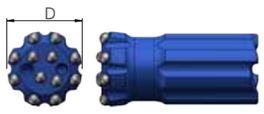	64	Flat face	Retrac	8×11	4×10	35°	2F0G	2.0	B64T38-R811410-2	111038022C 111038022B 111038022P 111038022S
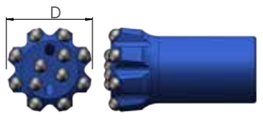	76	Flat face	Normal	8×13	4×12	35°	2F0G	2.5	B76T38-813412-2	111038021C 111038021B 111038021P 111038021S
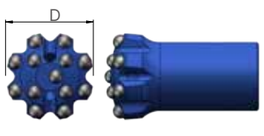	76	Convex face	Normal	8×13	5×12	35°	2F0G	2.5	B76T38-C813512-2	111038020C 111038020B 111038020P 111038020S

T38(1 ½") Bits

	D mm	Head design	Skirt design	Button No. × Size Gauge	Front	Gauge buttons angle	Flushing hole F&G	WT kg	Product model	Part No.
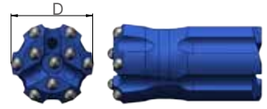	76	Drop center	Retrac	6×12	4×11	40°	3F0G	3.3	B76T38-DR612411-3	111038015C 111038015B 111038015P 111038015S
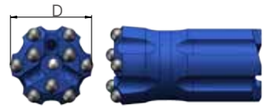	76	Drop center	Retrac	6×13	3×12 1×11	35°	3F0G	3.3	B76T38-DR613312111-3	111038017C 111038017B 111038017P 111038017S
	76	Drop center	Retrac	6×14	3×12 1×10	35°	3F1G	3.3	B76T38-DR614312110-X-A-3	111038028C 111038028B 111038028P 111038028S
	76	Drop center	Retrac	8×12	5×11	35°	4F0G	3.3	B76T38-DR812511-4	111038016C 111038016B 111038016P 111038016S
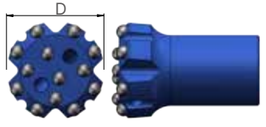	89	Flat face	Normal	8×13	5×12	35°	2F0G	3.3	B89T38-813512-2	111038038C 111038038B 111038038P 111038038S
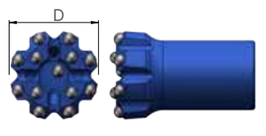	89	Drop center	Normal	8×13	5×12	35°	4F0G	3.3	B89T38-D813512-4	111038037C 111038037B 111038037P 111038037S

T38(1 ½") Bits

	D mm	Head design	Skirt design	Button No.×Size Gauge	Button No.×Size Front	Gauge buttons angle	Flushing hole F&G	WT kg	Product model	Part No.
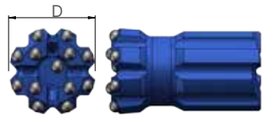	89	Drop center	Retrac	8×13	5×12	35°	4F0G	5.0	B89T38-DR813512-4	111038033C 111038033B 111038033P 111038033S
	89	Drop center	Retrac	8×13	5×13	35°	4F2G	5.0	B89T38-DR813513-A2-4	111038036C 111038036B 111038036P 111038036S

T38(1 ½") Coupling sleeves

	L mm	D mm	Thread	Adapter type	Bridge type	WT Kg	Product model	Part No.
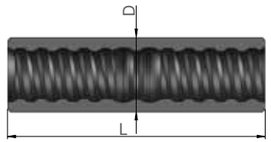	190	55	T38	Straight	Semi-bridge	2.00	LJT38-55190S	383838034
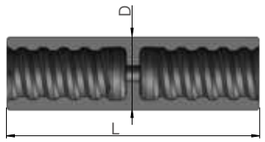	190	55	T38	Straight	Full bridge	2.00	LJT38-55190F	393838037
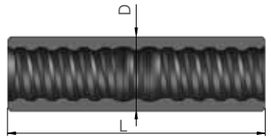	190	55	T38-R38	Cross over	Semi-bridge	2.00	LJT38/R38-55190S	383837032
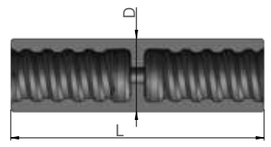	190	55	T38-R38	Cross over	Full bridge	2.00	LJT38/R38-55190F	393837035

Underground long -hole drilling tools

Understanding Impact Energy. Engineering Reliability.

Serving severe rock drilling scenarios
with precise, efficient energy transfer at every impact

R32 T35 T38 T45 T51 ST58 ST68



SHANREATE | HOPH
新锐惠沣



R32(1 1/4") Rods

	mm	L ft	Thread	mm	D in	Thread	Impact type	WT kg	Product model	Part No.
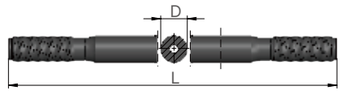	915	3'	R32	32	1 1/4"	R32	Bottom drive	5.3	MM R32D32R32-915	213232002
	1220	4'	R32	32	1 1/4"	R32	Bottom drive	7.1	MM R32D32R32-1220	213232003
	1525	5'	R32	32	1 1/4"	R32	Bottom drive	8.9	MM R32D32R32-1525	213232004
	1830	6'	R32	32	1 1/4"	R32	Bottom drive	10.7	MM R32D32R32-1830	213232005
	2435	8'	R32	32	1 1/4"	R32	Bottom drive	14.2	MM R32D32R32-2435	213232006
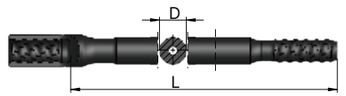	915	3'	R32	32	1 1/4"	R32	Bottom drive	5.3	MF R32D32R32-915	223232002
	1220	4'	R32	32	1 1/4"	R32	Bottom drive	7.1	MF R32D32R32-1220	223232003
	1525	5'	R32	32	1 1/4"	R32	Bottom drive	8.9	MF R32D32R32-1525	223232004
	1830	6'	R32	32	1 1/4"	R32	Bottom drive	10.7	MF R32D32R32-1830	223232005
	2435	8'	R32	32	1 1/4"	R32	Bottom drive	14.2	MF R32D32R32-2435	223232006
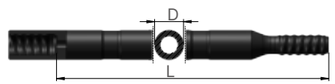	1220	4'	R32	46	1 3/4"	R32	Bottom drive	13.5	MF R32D46R32-1220	273232015
	1525	5'	R32	46	1 3/4"	R32	Bottom drive	16.9	MF R32D46R32-1525	273232016
	1830	6'	R32	46	1 3/4"	R32	Bottom drive	20.3	MF R32D46R32-1830	273232017

R32(1 1/4") Bits

	D mm	Head design	Skirt design	Button No.×Size Gauge	Button No.×Size Front	Gauge buttons angle	Flushing hole F&G	WT kg	Product model	Part No.
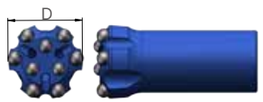	51	Flat face	Normal	6×10	3×9	35°	3F1G	1.0	B51R32-610309-A-3	111032018C 111032018P 111032018S
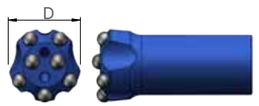	51	Flat face	Normal	5×11	2×10	35°	2F1G	1.0	B51R32-511210-A-2	111032019C 111032019P 111032019S
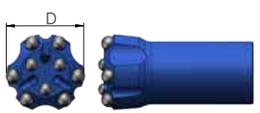	57	Flat face	Normal	6×11	3×9	35°	3F1G	1.2	B57R32-611309-A-3	111032021C 111032021P 111032021S
	57	Flat face	Retrac	6×11	3×10	35°	3F2G	1.4	B57R32-R611310-A2-3	111032022C 111032022P 111032022S
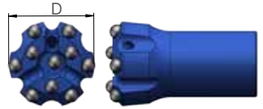	64	Drop center	Normal	6×11	4×10	35°	3F1G	1.7	B64R32-D611410-A-3	111032051C 111032051B 111032051P 111032051S
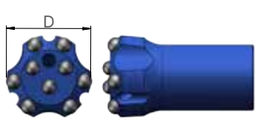	64	Flat face	Normal	6×12	3×11	35°	1F2G	1.7	B64R32-612311-A2-1	111032047C 111032047B 111032047P 111032047S
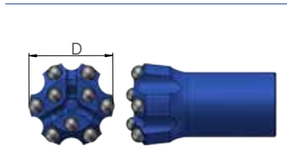	64	Flat face	Normal	6×12	3×11	35°	3F1G	1.7	B64R32-612311-A-3	111032043C 111032043B 111032043P 111032043S

R32(1 1/4") Bits

	D mm	Head design	Skirt design	Button No.×Size Gauge	Button No.×Size Front	Gauge buttons angle	Flushing hole F&G	WT kg	Product model	Part No.
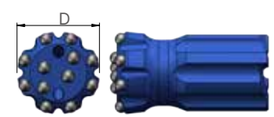	64	Flat face	Normal	8×10	4×10	35°	2F0G	1.7	B64R32-R810410-2	111032040C 111032040B 111032040P 111032040S
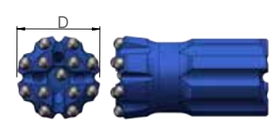	64	Drop center	Retrac	8×10	5×9	35°	4F0G	2.0	B64R32-DR810509-4	111032041C 111032041B 111032041P 111032041S
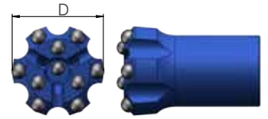	76	Drop center	Normal	6×13	3×12 1×11	35°	3F1G	2.5	B76R32-D613312111-A-3	111032045C 111032045B 111032045P 111032045S
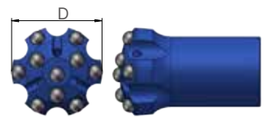	76	Convex face	Normal	6×13	3×13 1×13	35°	3F1G	2.5	B76R32-C613313113-A-3	111032050C 111032050B 111032050P 111032050S
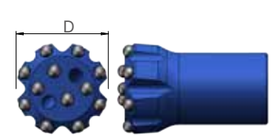	76	Flat face	Normal	8×11	4×11	35°	2F1G	2.5	B76R32-811411-A-2	111032048C 111032048B 111032048P 111032048S
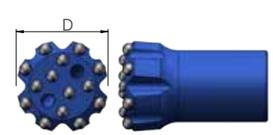	76	Flat face	Normal	8×11	6×10	35°	2F2G	2.5	B76R32-811610-A2-2	111032049C 111032049B 111032049P 111032049S

R32(1 1/4") Bits

	D mm	Head design	Skirt design	Button No.×Size Gauge	Button No.×Size Front	Gauge buttons angle	Flushing hole F&G	WT kg	Product model	Part No.
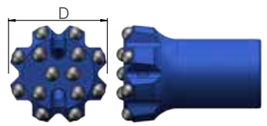	89	Flat face	Normal	8×13	6×13	35°	2F2G	3.3	B89R32-813613-A2-2	111032053C 111032053B 111032053P 111032053S
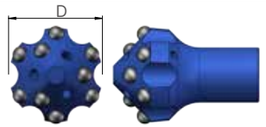	76	-	Normal	6×13	3×13	35°	3F1G	1.7	DB76R32-613313-A-3	115032001P 115032001S
	76	-	Normal	8×11	4×11 4×9	35°	2F0G	2.0	RB76/40R32-811411/409-2	113032001P 113032001S
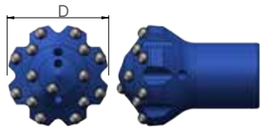	89	-	Normal	8×11	6×11 1×10	35°	3F2G	2.9	DB89R32-811611110-A2-3	115032002P 115032002S
	**89**	-	Normal	**8×12**	**6×12 4×8**	**35°**	**2F0G**	**2.8**	**RB89/40R32-812612/408-2**	**113032002P** **113032002S**
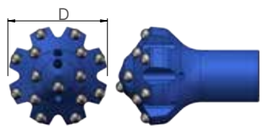	102	-	Normal	8×12	4×12 3×12	35°	3F2G	3.7	DB102R32-812412312-A2-3	115032003P 115032003S
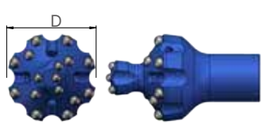	102	-	Normal	8×13	4×12 4×10	35°	4F2G	3.9	RB102/40R32-813412/410-A2-4	113032003P 113032003S

R32(1 1/4") Coupling sleeves

	L mm	D mm	Thread	Adapter type	Bridge type	WT Kg	Product model	Part No.
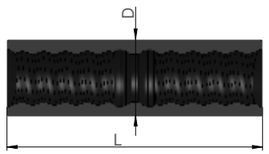	160	45	R32	Straight	Semi-bridge	1.3	LJR32-45160S	383232001

T35(1 3/8") Rods

	L mm	L ft	Thread	D mm	D in	Thread	Impact type	WT kg	Product model	Part No.
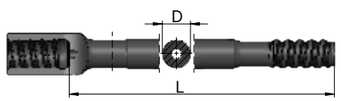	915	3'	T35	39	1 1/2"	T35	Bottom drive	7.3	MF T35D39T35-915	223636002
	1220	4'	T35	39	1 1/2"	T35	Bottom drive	9.8	MF T35D39T35-1220	223636003
	1525	5'	T35	39	1 1/2"	T35	Bottom drive	12.2	MF T35D39T35-1525	223636004
	1830	6'	T35	39	1 1/2"	T35	Bottom drive	14.7	MF T35D39T35-1830	223636005
	2435	8'	T35	39	1 1/2"	T35	Bottom drive	19.5	MF T35D39T35-2435	223636006

T35(1 3/8") Bits

	D mm	Head design	Skirt design	Button No.×Size Gauge	Button No.×Size Front	Gauge buttons angle	Flushing hole F&G	WT kg	Product model	Part No.
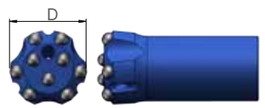	64	Flat face	Normal	6×12	3×11	35°	1F2G	1.7	B64T35-612311-A2-1	11136001C 11136001B 11136001P 11136001S
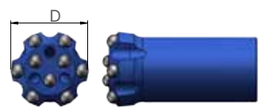	64	Flat face	Normal	6×12	3×11	35°	3F0G	1.8	B64T35-612311-3	11136002C 11136002B 11136002P 11136002S
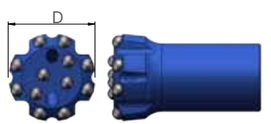	76	Flat face	Normal	8×12	4×11	35°	2F0G	2.5	B76T35-812411-2	11136003C 11136003B 11136003P 11136003S
	76	Drop center	Retrac	6×12	4×11	40°	3F0G	3.3	B76T35-DR612411-3	11136004C 11136004B 11136004P 11136004S
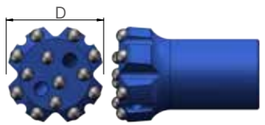	89	Flat face	Normal	8×13	5×12	35°	2F0G	3.3	B89T35-813512-2	11136005C 11136005B 11136005P 11136005S
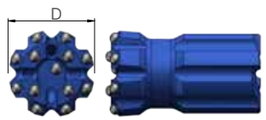	89	Drop center	Retrac	8×12	5×12	35°	4F0G	5.0	B89T35-DR812512-4	11136006C 11136006B 11136006P 11136006S

T38(1 1/2") Rods

	L mm	L ft	Thread	D mm	D in	Thread	Impact type	WT kg	Product model	Part No.
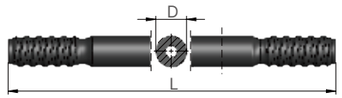	915	3'	T38	39	1 1/2"	T38	Bottom drive	7.3	MM T38D39T38-915	213838002
	1220	4'	T38	39	1 1/2"	T38	Bottom drive	9.8	MM T38D39T38-1220	213838003
	1525	5'	T38	39	1 1/2"	T38	Bottom drive	12.2	MM T38D39T38-1525	213838004
	1830	6'	T38	39	1 1/2"	T38	Bottom drive	14.7	MM T38D39T38-1830	213838005
	2435	8'	T38	39	1 1/2"	T38	Bottom drive	19.5	MM T38D39T38-2435	213838006
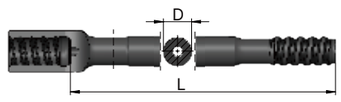	915	3'	T38	39	1 1/2"	T38	Bottom drive	7.3	MF T38D39T38-915	223838002
	1220	4'	T38	39	1 1/2"	T38	Bottom drive	9.8	MF T38D39T38-1220	223838003
	1525	5'	T38	39	1 1/2"	T38	Bottom drive	12.2	MF T38D39T38-1525	223838004
	1830	6'	T38	39	1 1/2"	T38	Bottom drive	14.7	MF T38D39T38-1830	223838005
	2435	8'	T38	39	1 1/2"	T38	Bottom drive	19.5	MF T38D39T38-2435	223838006
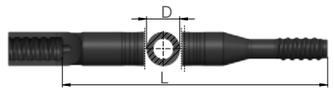	1220	4'	T38	56	2 13/64"	T38	Bottom drive	13.8	MF T38D56T38-1220	273838015
	1525	5'	T38	56	2 13/64"	T38	Bottom drive	17.2	MF T38D56T38-1525	273838016
	1830	6'	T38	56	2 13/64"	T38	Bottom drive	20.7	MF T38D56T38-1830	273838017

T38(1 1/2") Bits

	D mm	Head design	Skirt design	Button No.×Size Gauge	Button No.×Size Front	Gauge buttons angle	Flushing hole F&G	WT kg	Product model	Part No.
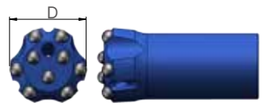	64	Flat face	Normal	6×12	3×11	35°	1F2G	1.7	B64T38-612311-A2-1	111038023C 111038023B 111038023P 111038023S
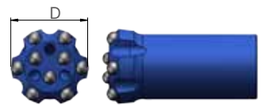	64	Flat face	Normal	6×12	3×11	35°	3F0G	1.7	B64T38-612311-3	111038001C 111038001B 111038001P 111038001S
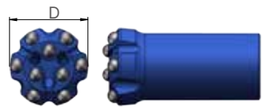	64	Flat face	Normal	6×12	3×11	35°	3F0G	1.7	B64T38-612311-3-1	111038024C 111038024B 111038024P 111038024S
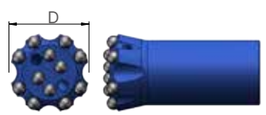	64	Flat face	Normal	8×11	4×10	35°	2F2G	1.7	B64T38-811410-A2-2	111038025C 111038025B 111038025P 111038025S
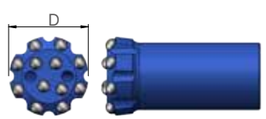	64	Flat face	Normal	8×11	4×10	35°	2F0G	1.7	B64T38-811410-2-1	111038006C 111038006B 111038006P 111038006S
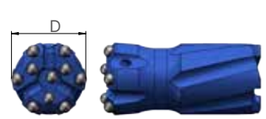	64	Drop center	Retrac	6×11	4×10	35°	3F1G	2.0	B64T38-DR611410-X-A-3	111038026C 111038026B 111038026P 111038026S

T38(1 1/2") Bits

	D mm	Head design	Skirt design	Button No.×Size Gauge	Button No.×Size Front	Gauge buttons angle	Flushing hole F&G	WT kg	Product model	Part No.
	64	Flat face	Retrac	6×12	3×11	35°	3F0G	2.0	B64T38-R612311-3	111038007C 111038007B 111038007P 111038007S
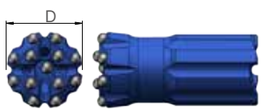	64	Drop center	Retrac	8×10	5×10	35°	4F0G	2.0	B64T38-DR810510-4	111038013C 111038013B 111038013P 111038013S
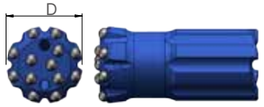	64	Flat face	Retrac	8×10	5×10	35°	2F0G	2.0	B64T38-R810510-2	111038010C 111038010B 111038010P 111038010S
	64	Flat face	Retrac	8×11	4×10	35°	2F0G	2.0	B64T38-R811410-2	111038022C 111038022B 111038022P 111038022S
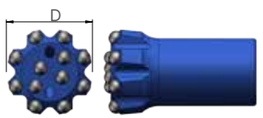	76	Flat face	Normal	8×13	4×12	35°	2F0G	2.5	B76T38-813412-2	111038021C 111038021B 111038021P 111038021S
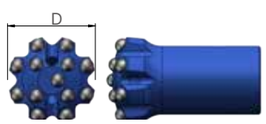	76	Convex face	Normal	8×13	5×12	35°	2F0G	2.5	B76T38-C813512-2	111038020C 111038020B 111038020P 111038020S

T38(1 1/2") Bits

	D mm	Head design	Skirt design	Button No.×Size Gauge	Button No.×Size Front	Gauge buttons angle	Flushing hole F&G	WT kg	Product model	Part No.
	76	Drop center	Retrac	6×12	4×11	40°	3F0G	3.3	B76T38-DR612411-3	111038015C 111038015B 111038015P 111038015S
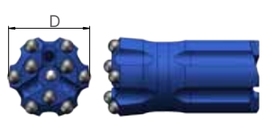	76	Drop center	Retrac	6×13	3×12 1×11	35°	3F0G	3.3	B76T38-DR613312111-3	111038017C 111038017B 111038017P 111038017S
	76	Drop center	Retrac	6×14	3×12 1×10	35°	3F1G	3.3	B76T38-DR614312110-X-A-3	111038028C 111038028B 111038028P 111038028S
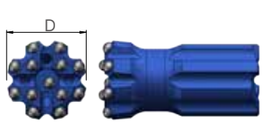	76	Drop center	Retrac	8×12	5×11	35°	4F0G	3.3	B76T38-DR812511-4	111038016C 111038016B 111038016P 111038016S
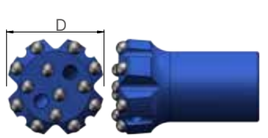	89	Flat face	Normal	8×13	5×12	35°	2F0G	3.3	B89T38-813512-2	111038038C 111038038B 111038038P 111038038S
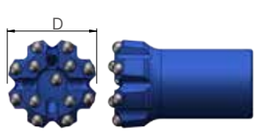	89	Drop center	Normal	8×13	5×12	35°	4F0G	3.3	B89T38-D813512-4	111038037C 111038037B 111038037P 111038037S

T38(1 1/2") Bits

	D mm	Head design	Skirt design	Button No.×Size Gauge	Button No.×Size Front	Gauge buttons angle	Flushing hole F&G	WT kg	Product model	Part No.
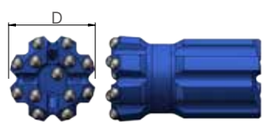	89	Drop center	Retrac	8×13	5×12	35°	4F0G	5.0	B89T38-DR813512-4	111038033C 111038033B 111038033P 111038033S
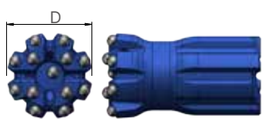	89	Drop center	Retrac	8×13	5×13	35°	4F2G	5.0	B89T38-DR813513-A2-4	111038036C 111038036B 111038036P 111038036S

T38(1 1/2") Coupling sleeves

	L mm	D mm	Thread	Adapter type	Bridge type	WT Kg	Part No.	Part No.
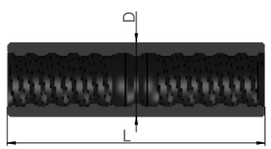	190	55	T38	Straight	Semi-bridge	1.9	LJT38-55190S	383838034
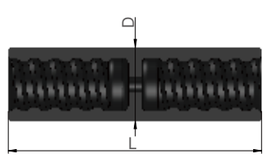	190	55	T38	Straight	Full bridge	1.9	LJT38-55190F	393838037

T45(1 3/4”) Rods

	L mm	L ft	Thread	D mm	D in	Thread	Impact type	WT kg	Product model	Part No.
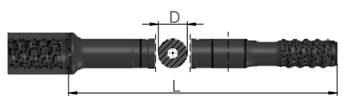	915	3'	T45	46	1 3/4"	T45	Bottom drive	10.1	MF T45D46T45-915	224545002
	1220	4'	T45	46	1 3/4"	T45	Bottom drive	13.5	MF T45D46T45-1220	224545003
	1525	5'	T45	46	1 3/4"	T45	Bottom drive	16.9	MF T45D46T45-1525	224545004
	1830	6'	T45	46	1 3/4"	T45	Bottom drive	20.3	MF T45D46T45-1830	224545005
	2435	8'	T45	46	1 3/4"	T45	Bottom drive	27.0	MF T45D46T45-2435	224545006
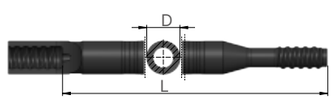	1220	4'	T45	65	2 5/9"	T45	Bottom drive	19.0	MF T45D65T45-1220	274545015
	1525	5'	T45	65	2 5/9"	T45	Bottom drive	23.8	MF T45D65T45-1525	274545016
	1830	6'	T45	65	2 5/9"	T45	Bottom drive	28.5	MF T45D65T45-1830	274545017

T45(1 3/4") Bits

	D mm	Head design	Skirt design	Button No.×Size Gauge	Button No.×Size Front	Gauge buttons angle	Flushing hole F&G	WT kg	Product model	Part No.
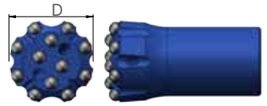	76	Flat face	Normal	8×12	4×12	35°	2F1G	2.5	B76T45-812412-A-2	111045015C 111045015B 111045015P 111045015S
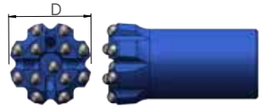	76	Drop center	Normal	8×12	5×11	35°	4F0G	2.5	B76T45-D812511-4	111045003C 111045003B 111045003P 111045003S
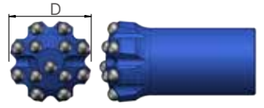	76	Convex face	Normal	8×13	5×12	35°	2F0G	2.5	B76T45-C813512-2	111045009C 111045009B 111045009P 111045009S
	76	Drop center	Retrac	8×11	4×11 1×10	35°	4F0G	3.3	B76T45-DR811411110-4	111045010C 111045010B 111045010P 111045010S
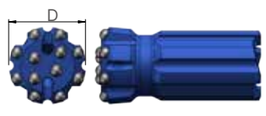	76	Flat face	Retrac	8×12	4×12	35°	2F2G	3.3	B76T45-R812412-A2-2	111045016C 111045016B 111045016P 111045016S
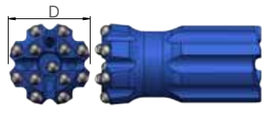	76	Drop center	Retrac	8×12	5×11	35°	4F1G	3.3	B76T45-DR812511-A-4	111045018C 111045018B 111045018P 111045018S

T45(1 3/4") Bits

	D mm	Head design	Skirt design	Button No.×Size Gauge	Button No.×Size Front	Gauge buttons angle	Flushing hole F&G	WT kg	Product model	Part No.
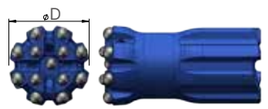	76	Drop center	Retrac	8×13	5×11	35°	4F2G	3.3	B76T45-DR813511-A2-4	111045011C 111045011B 111045011P 111045011S
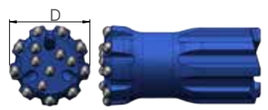	76	Flat face	Retrac	9×11	6×10	35°	3F0G	3.3	B76T45-R911610-3	111045014C 111045014B 111045014P 111045014S
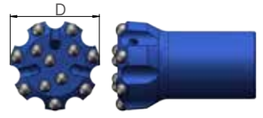	89	Flat face	Normal	7×14	5×12	35°	3F1G	3.6	B89T45-714512-A-3	111045024C 111045024B 111045024P 111045024S
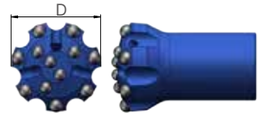	89	Convex face	Normal	7×14	5×12	35°	3F1G	3.6	B89T45-C714512-A-3	111045025C 111045025B 111045025P 111045025S
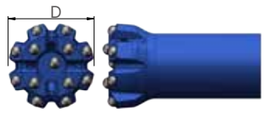	89	Drop center	Normal	8×12	5×12	35°	4F2G	3.6	B89T45-D812512-A2-4	111045035C 111045035B 111045035P 111045035S
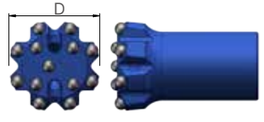	89	Flat face	Normal	8×13	5×12	35°	2F2G	3.6	B89T45-813512-A2-2	111045028C 111045028B 111045028P

T45(1 3/4") Bits

	D mm	Head design	Skirt design	Button No.×Size Gauge	Button No.×Size Front	Gauge buttons angle	Flushing hole F&G	WT kg	Product model	Part No.
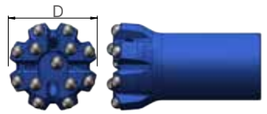	89	Drop center	Normal	8×13	5×13	35°	4F2G	3.6	B89T45-D813513-A2-4	111045037C 111045037B 111045037P 111045037S
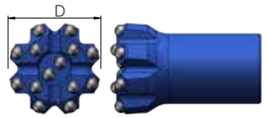	89	Drop center	Normal	8×13	6×12	35°	4F0G	3.6	B89T45-D813612-4	111045022C 111045022B 111045022P 111045022S
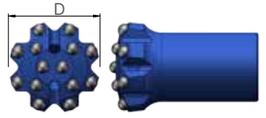	89	Convex face	Normal	8×13	6×12	35°	2F2G	3.6	B89T45-C813612-A2-2	111045027C 111045027B 111045027P 111045027S
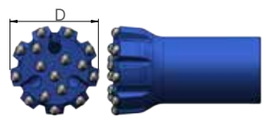	89	Flat face	Normal	9×11	7×11	35°	3F0G	3.6	B89T45-911711-3	111045036C 111045036B 111045036P 111045036S
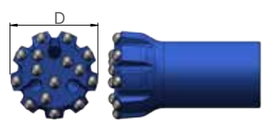	89	Flat face	Normal	9×12	6×12	35°	3F0G	3.6	B89T45-912612-3	111045047C 111045047B 111045047P 111045047S
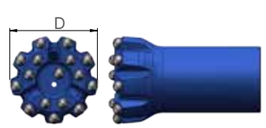	89	Drop center	Normal	9×12	7×11	35°	4F0G	3.6	B89T45-D912711-4	111045045C 111045045B 111045045P 111045045S

T45(1 3/4") Bits

	D mm	Head design	Skirt design	Button No.×Size Gauge	Button No.×Size Front	Gauge buttons angle	Flushing hole F&G	WT kg	Product model	Part No.
	89	Drop center	Retrac	8×12	5×12	35°	4F2G	4.7	B89T45-DR812512-A2-4	111045034C 111045034B 111045034P 111045034S
	89	Drop center	Retrac	8×13	5×12	35°	4F0G	4.7	B89T45-DR813512-4	111045021C 111045021B 111045021P 111045021S
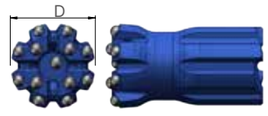	89	Drop center	Retrac	8×13	5×13	35°	4F1G	4.7	B89T45-DR813513-A-4	111045030C 111045030B 111045030P 111045030S
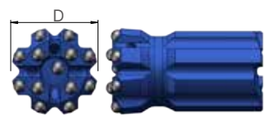	89	Drop center	Retrac	8×13	5×13	35°	4F2G	4.7	B89T45-DR813513-A2-4-1	111045029C 111045029B 111045029P 111045029S
	89	Drop center	Retrac	8×13	6×12	35°	4F1G	4.7	B89T45-DR813612-L-A-4	111045041C 111045041B 111045041P 111045041S
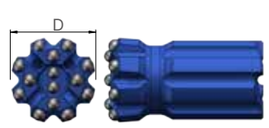	89	Drop center	Retrac	8×14	4×13 2×12	35°	4F1G	4.7	B89T45-DR814413212-A-4	111045026C 111045026B 111045026P 111045026S

T45(1 3/4") Bits

	D mm	Head design	Skirt design	Button No.×Size Gauge	Button No.×Size Front	Gauge buttons angle	Flushing hole F&G	WT kg	Product model	Part No.
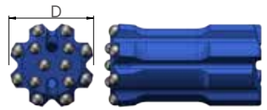	89	Flat face	Retrac	8×14	6×12	35°	2F0G	4.7	B89T45-R814612-A2-2	111045038C 111045038B 111045038P 111045038S
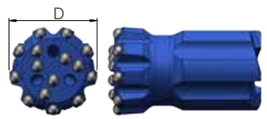	89	Flat face	Retrac	9×12	6×12	35°	3F0G	4.7	B89T45-R912612-3	111045023C 111045023B 111045023P 111045023S
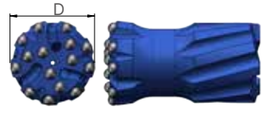	89	Flat face	Retrac	9×12	6×12	35°	3F0G	4.7	B89T45-R912612-X-3	111045033C 111045033B 111045033P 111045033S
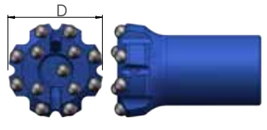	102	Drop center	Normal	8×14	5×14	35°	2F2G	5.5	B102T45-D816514-A2-2	111045052C 111045052B 111045052P 111045052S
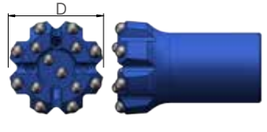	102	Drop center	Normal	8×14	6×12	35°	4F0G	5.5	B102T45-D814612-4	111045049C 111045049B 111045049P 111045049S
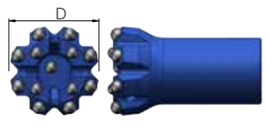	102	Drop center	Normal	8×16	5×13	35°	4F2G	5.5	B102T45-D816513-A2-4	111045055C 111045055B 111045055P 111045055S

T45(1 3/4") Bits

	D mm	Head design	Skirt design	Button No.×Size Gauge	Button No.×Size Front	Gauge buttons angle	Flushing hole F&G	WT kg	Product model	Part No.
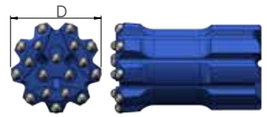	102	Flat face	Retrac	9×13	9×11	35°	3F0G	7.0	B102T45-R913911-3	111045051C 111045051B 111045051P 111045051S
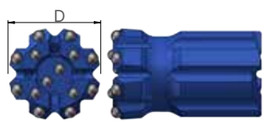	102	Drop center	Retrac	8×14	6×12	35°	4F0G	7.0	B102T45-DR814612-4	111045050C 111045050B 111045050P 111045050S
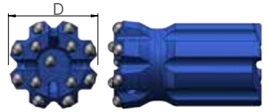	102	Drop center	Retrac	8×15	5×13	35°	4F2G	7.0	B102T45-DR815513-A2-4	111045056C 111045056B 111045056P 111045056S
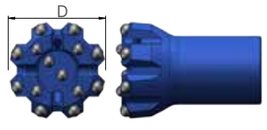	115	Drop center	Normal	8×15	6×13	35°	4F2G	6.2	B115T45-D815613-A2-4	111045054C 111045054B 111045054P 111045054S
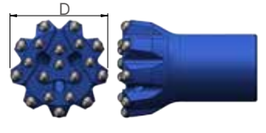	115	Flat face	Normal	9×14	10×12	35°	3F1G	6.2	B115T45-9141012-A-3	111045057C 111045057B 111045057P 111045057S
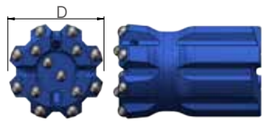	115	Drop center	Retrac	8×15	6×13	35°	4F2G	9.5	B115T45-DR815613-A2-4	111045053C 111045053B 111045053P 111045053S

T51(2”) Rods

	L mm	L ft	Thread	D mm	D in	Thread	Impact type	WT kg	Product model	Part No.
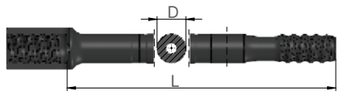	915	3'	T51	52	2"	T51	Bottom drive	12.6	MF T51D52T51-915	225151002
	1220	4'	T51	52	2"	T51	Bottom drive	16.7	MF T51D52T51-1220	225151003
	1525	5'	T51	52	2"	T51	Bottom drive	20.9	MF T51D52T51-1525	225151004
	1830	6'	T51	52	2"	T51	Bottom drive	25.1	MF T51D52T51-1830	225151005
	2435	8'	T51	52	2"	T51	Bottom drive	33.4	MF T51D52T51-2435	225151006
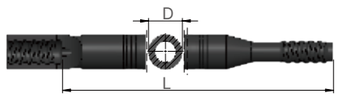	1830	6'	T51	76	3"	T51	Bottom drive	35.7	MF T51D76T51-1830	275151017

T51(2”) Bits

	D mm	Head design	Skirt design	Button No.×Size Gauge	Button No.×Size Front	Gauge buttons angle	Flushing hole F&G	WT kg	Product model	Part No.
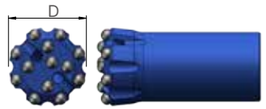	76	Flat face	Normal	8×12	5×11	35°	2F2G	2.5	B76T51-812511-A2-2	111051002C 111051002B 111051002P 111051002S
	76	Drop center	Retrac	8×12	5×11	35°	4F0G	3.3	B76T51-DR812511-4	111051001C 111051001B 111051001P 111051001S
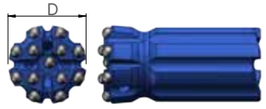	76	Drop center	Retrac	8×12	5×11	35°	4F2G	3.3	B76T51-DR812511-A2-4	111051003C 111051003B 111051003P 111051003S
	89	Flat face	Normal	8×12	6×10	35°	4F0G	3.3	B89T51-812610-4	111051016C 111051016B 111051016P 111051016S
	89	Convex face	Normal	8×12	6×10	35°	4F0G	3.3	B89T51-C812610-4	111051017C 111051017B 111051017P 111051017S
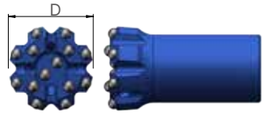	89	Drop center	Normal	8×12	6×12	35°	4F2G	3.3	B89T51-D812612-A2-4	111051040C 111051040B 111051040P 111051040S

T51(2”) Bits

	D mm	Head design	Skirt design	Button No.×Size Gauge	Button No.×Size Front	Gauge buttons angle	Flushing hole F&G	WT kg	Product model	Part No.
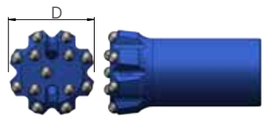	89	Flat face	Normal	8×13	5×12	35°	2F2G	3.3	B89T51-813512-A2-2	111051033C 111051033B 111051033P 111051033S
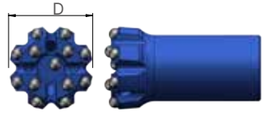	89	Drop center	Normal	8×13	5×13	35°	4F1G	3.3	B89T51-D813513-A-4	111051019C 111051019B 111051019P 111051019S
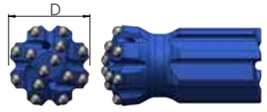	89	Convex face	Retrac	8×13	4×13 2×11	40°	4F2G	4.5	B89T51-CR813413211-L-A2-4	111051022C 111051022B 111051022P 111051022S
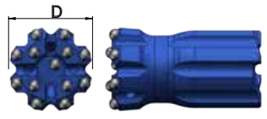	89	Drop center	Retrac	8×13	5×12	35°	4F1G	4.5	B89T51-DR813512-A-4	111051038C 111051038B 111051038P 111051038S
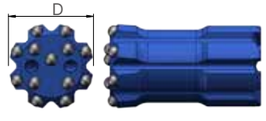	89	Flat face	Retrac	8×13	5×13	35°	2F1G	4.5	B89T51-R813513-A-2	111051013C 111051013B 111051013P 111051013S
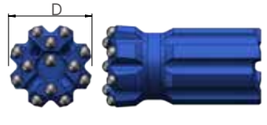	89	Drop center	Retrac	8×13	5×13	35°	4F1G	4.5	B89T51-DR813513-A-4	111051034C 111051034B 111051034P 111051034S

T51(2”) Bits

	D mm	Head design	Skirt design	Button No.×Size Gauge	Button No.×Size Front	Gauge buttons angle	Flushing hole F&G	WT kg	Product model	Part No.
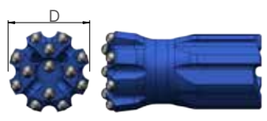	89	Drop center	Retrac	8×13	5×13	35°	4F0G	4.5	B89T51-DR813513-L-4	111051029C 111051029B 111051029P 111051029S
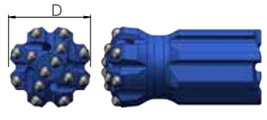	89	Convex face	Retrac	8×13	6×12	35°	4F1G	4.5	B89T51-CR813612-L-A-4	111051026C 111051026B 111051026P 111051026S
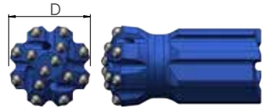	89	Convex face	Retrac	8×13	6×12	35°	4F2G	4.5	B89T51-CR813612-L-A2-4	111051037C 111051037B 111051037P 111051037S
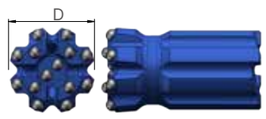	89	Drop center	Retrac	8×13	6×12	35°	4F0G	4.5	B89T51-DR813612-4	111051009C 111051009B 111051009P 111051009S
	89	Drop center	Retrac	8×13	6×12	35°	4F0G	4.5	B89T51-DR813612-L-4	111051020C 111051020B 111051020P 111051020S
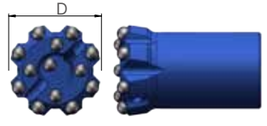	102	Drop center	Normal	8×16	5×14	35°	2F2G	5.5	B102T51-D816514-A2-2	111051073C 111051073B 111051073P 111051073S

T51(2”) Bits

	D mm	Head design	Skirt design	Button No.×Size Gauge	Button No.×Size Front	Gauge buttons angle	Flushing hole F&G	WT kg	Product model	Part No.
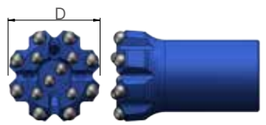	102	Drop center	Normal	8×16	6×13	35°	4F0G	5.5	B102T51-D816613-4	111051052C 111051052B 111051052P 111051052S
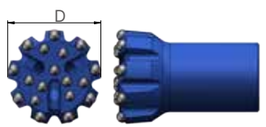	102	Flat face	Normal	9×13	9×11	35°	3F0G	5.5	B102T51-913911-3	111051079C 111051079B 111051079P 111051079S
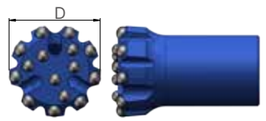	102	Flat face	Normal	9×14	6×12	35°	3F0G	5.5	B102T51-914612-3	111051053C 111051053B 111051053P 111051053S
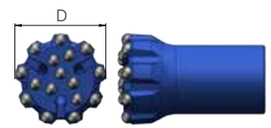	102	Flat face	Normal	9×15	7×13	35°	3F0G	5.5	B102T51-915713-3	111051075C 111051075B 111051075P 111051075S
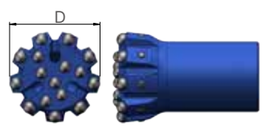	102	Flat face	Normal	9×15	7×13	35°	3F0G	5.5	B102T51-915713-908-3	111051077C 111051077B 111051077P 111051077S
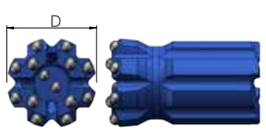	102	Drop center	Retrac	8×13	4×13 2×12	35°	4F0G	7.0	B102T51-DR813413212-4	111051055C 111051055B 111051055P 111051055S

T51(2”) Bits

	D mm	Head design	Skirt design	Button No.×Size Gauge	Button No.×Size Front	Gauge buttons angle	Flushing hole F&G	WT kg	Product model	Part No.
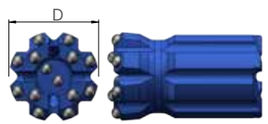	102	Drop center	Retrac	8×14	4×13 2×12	35°	4F0G	7.0	B102T51-DR814413212-4	111051049C 111051049B 111051049P 111051049S
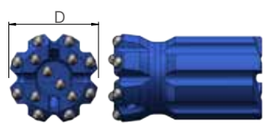	102	Drop center	Retrac	8×14	6×12	35°	4F1G	7.0	B102T51-DR814612-A-4	111051056C 111051056B 111051056P 111051056S
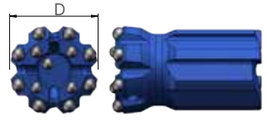	102	Drop center	Retrac	8×16	5×13	35°	4F1G	7.0	B102T51-DR816513-L-A-4	111051060C 111051060B 111051060P 111051060S
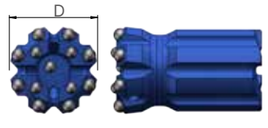	102	Drop center	Retrac	8×16	5×13	35°	4F2G	7.0	B102T51-DR816513-A2-4	111051070C 111051070B 111051070P 111051070S
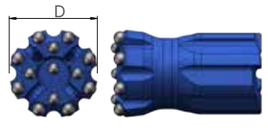	102	Drop center	Retrac	8×16	5×13	35°	4F0G	7.0	B102T51-DR816513-L-4	111051068C 111051068B 111051068P 111051068S
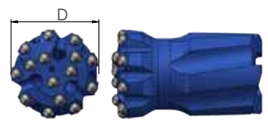	102	Convex face	Retrac	9×14	6×14	35°	4F0G	7.0	B102T51-CR914614-X-4	111051085C 111051085B 111051085P 111051085S

T51(2”) Bits

	D mm	Head design	Skirt design	Button No.×Size Gauge	Button No.×Size Front	Gauge buttons angle	Flushing hole F&G	WT kg	Product model	Part No.
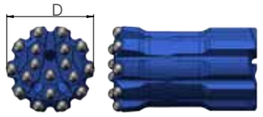	102	Drop center	Retrac	10×14	8×13	35°	3F0G	7.0	B102T51-DR1014813-3	111051059C 111051059B 111051059P 111051059S
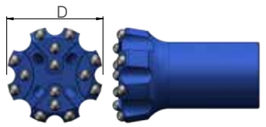	115	Flat face	Normal	8×14	6×13	35°	4F0G	6.2	B115T51-814613-4	111051066C 111051066B 111051066P 111051066S
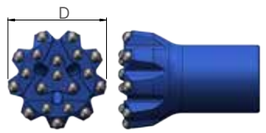	115	Flat face	Normal	9×14	10×12	35°	3F1G	6.2	B115T51-9141012-A-3	111051086C 111051086B 111051086P 111051086S
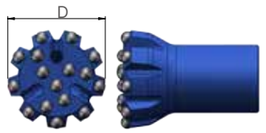	115	Flat face	Normal	9×15	7×15	35°	3F0G	6.2	B115T51-915715-3	111051076C 111051076B 111051076P 111051076S
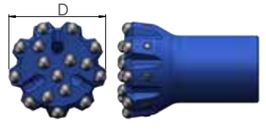	115	Flat face	Normal	9×15	7×15	35°	3F0G	6.2	B115T51-915715-909-3	111051078C 111051078B 111051078P 111051078S
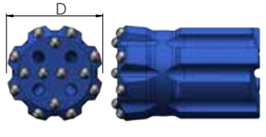	115	Flat face	Retrac	8×14	6×13	35°	4F0G	9.4	B115T51-R814613-4	111051064C 111051064B 111051064P 111051064S

T51(2”) Bits

	D mm	Head design	Skirt design	Button No.×Size Gauge	Button No.×Size Front	Gauge buttons angle	Flushing hole F&G	WT kg	Product model	Part No.
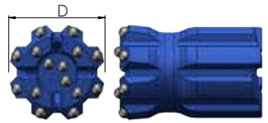	115	Drop center	Retrac	8×14	7×13	35°	4F1G	9.4	B115T51-DR814713-A-4	111051082C 111051082B 111051082P 111051082S
	115	Convex face	Retrac	8×14	7×13	35°	4F1G	9.4	B115T51-CR814713-A-4	111051081C 111051081B 111051081P 111051081S
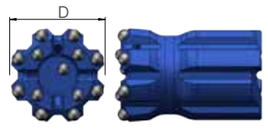	115	Drop center	Retrac	8×16	5×14	35°	4F1G	9.4	B115T51-DR816514-A-4	111051087C 111051087B 111051087P 111051087S
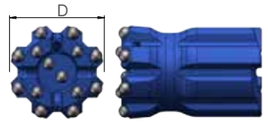	115	Drop center	Retrac	8×16	6×14	35°	4F2G	9.4	B115T51-DR816614-A2-4	111051071C 111051071B 111051071P 111051071S
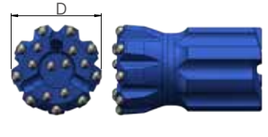	115	Drop center	Retrac	9×14	8×12	35°	3F0G	9.4	B115T51-DR914812-3	111051063C 111051063B 111051063P 111051063S
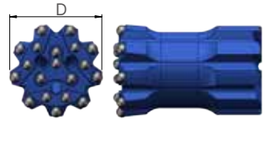	115	Flat face	Retrac	9×14	10×12	35°	3F0G	9.4	B115T51-R9141012-3	111051067C 111051067B 111051067P 111051067S

ST58(2 1/4") Rods

	L mm	L ft	Thread	D mm	D in	Thread	Impact type	WT kg	Product model	Part No.
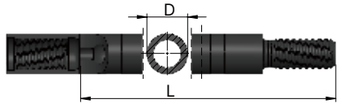	1220	4'	ST58	76	3"	ST58	Dual drive	23.8	MF ST58D76ST58-1220	275858003
	1525	5'	ST58	76	3"	ST58	Dual drive	29.7	MF ST58D76ST58-1525	275858004
	1830	6'	ST58	76	3"	ST58	Dual drive	35.7	MF ST58D76ST58-1830	275858005

ST58(2 1/4") Bits

	D mm	Head design	Skirt design	Button No.×Size Gauge	Button No.×Size Front	Gauge buttons angle	Flushing hole F&G	WT kg	Product model	Part No.
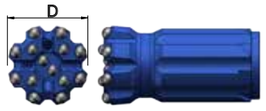	89	Drop center	Retrac	8×12	6×12	35°	4F0G	4.5	B89ST58-DR812612-4	111058002C
										111058002B
										111058002P
										111058002S
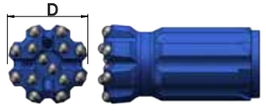	89	Drop center	Retrac	8×14	6×12	35°	4F0G	4.5	B89ST58-DR814612-4	111058001C
										111058001B
										111058001P
										111058001S
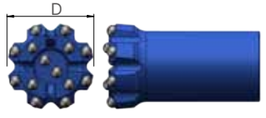	102	Drop center	Normal	8×14	6×13	35°	4F0G	5.9	B102ST58-D814613-4	111058003C
										111058003B
										111058003P
										111058003S

ST58(2 1/4") Bits

	D mm	Head design	Skirt design	Button No.×Size Gauge	Button No.×Size Front	Gauge buttons angle	Flushing hole F&G	WT kg	Product model	Part No.
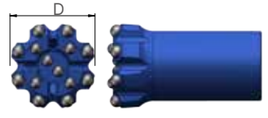	102	Drop center	Normal	8×16	6×13	35°	4F0G	5.9	B102ST58-D816613-4	111058006C
										111058006B
										111058006P
										111058006S
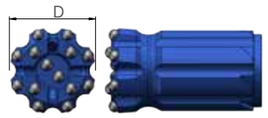	102	Drop center	Retrac	8×14	6×14	35°	4F0G	5.9	B102ST58-DR814614-4	111058007C
										111058007B
										111058007P
										111058007S
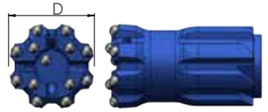	102	Drop center	Retrac	8×14	5×13	35°	4F2G	6.8	B102ST58-DR814513-A2-4	111058005C
										111058005B
										111058005P
										111058005S
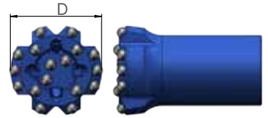	115	Drop center	Normal	10×14	7×14	35°	4F0G	7.2	B115ST58-D1014714-4	111058004C
										111058004B
										111058004P
										111058004S

ST68(2 3/4") Rods

	L mm	L ft	Thread	D mm	D in	Thread	Impact type	WT kg	Product model	Part No.
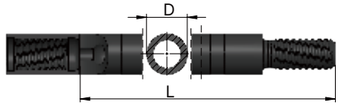	1220	4'	ST68	87	3 1/2"	ST68	Dual drive	29.8	MF ST68D87ST68-1220	276868003
	1525	5'	ST68	87	3 1/2"	ST68	Dual drive	37.2	MF ST68D87ST68-1525	276868004
	1830	6'	ST68	87	3 1/2"	ST68	Dual drive	44.7	MF ST68D87ST68-1830	276868005

ST68(2 3/4") Bits

	D mm	Head design	Skirt design	Button No.×Size Gauge	Button No.×Size Front	Gauge buttons angle	Flushing hole F&G	WT kg	Product model	Part No.
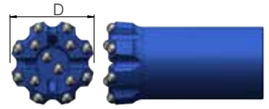	102	Drop center	Normal	8×14	6×13	35°	4F0G	5.9	B102ST68-D814613-4	111068004C 111068004B 111068004P 111068004S
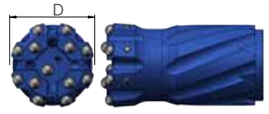	102	Drop center	Retrac	8×14	5×14	35°	5F0G	6.8	B102ST68-DR814514-808-X-5	111068003C 111068003B 111068003P 111068003S
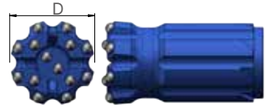	102	Drop center	Retrac	8×14	6×13	35°	4F0G	6.8	B102ST68-DR814613-4	111068002C 111068002B 111068002P 111068002S
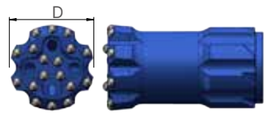	102	Drop center	Retrac	10×12	8×12	35°	4F0G	6.8	B102ST68-DR1012812-4	111068001C 111068001B 111068001P 111068001S

Bench drilling tools

Understanding Impact Energy. Engineering Reliability.

Serving severe rock drilling scenarios
with precise, efficient energy transfer at every impact

R32 T35 T38 T45 GT45
T51 GT51 GT60 EL60 EL68



SHANREATE | HOPH
新锐惠沣



R32(1 1/4") Rods

	L mm	L ft	Thread	D mm	D in	Thread	Impact type	WT kg	Product model	Part No.
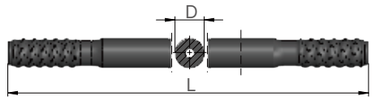	3050	10'	R32	32	1 1/4"	R32	Bottom drive	17.8	MM R32D32R32-3050	213232007
	3660	12'	R32	32	1 1/4"	R32	Bottom drive	21.3	MM R32D32R32-3660	213232008
	4265	14'	R32	32	1 1/4"	R32	Bottom drive	24.9	MM R32D32R32-4265	213232009
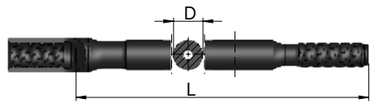	3050	10'	R32	32	1 1/4"	R32	Bottom drive	17.8	MF R32D32R32-3050	223232007
	3660	12'	R32	32	1 1/4"	R32	Bottom drive	21.3	MF R32D32R32-3660	223232008
	4265	14'	R32	32	1 1/4"	R32	Bottom drive	24.9	MF R32D32R32-4265	223232009
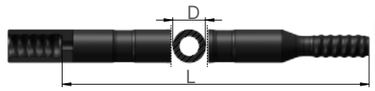	3050	10'	R32	46	1 3/4"	R32	Bottom drive	33.8	MF R32D46R32-3050	273232019

R32(1 1/4") Bits

	D mm	Head design	Skirt design	Button No.× Size Gauge	Button No.× Size Front	Gauge buttons angle	Flushing hole F&G	WT kg	Product model	Part No.
	51	Flat face	Normal	6×10	3×9	35°	3F1G	1	B51R32-610309-A-3	111032018C 111032018B 111032018P 111032018S
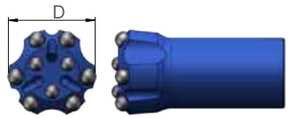	57	Flat face	Normal	6×11	3×9	35°	3F1G	1.2	B57R32-611309-A-3	111032021C 111032021B 111032021P 111032021S
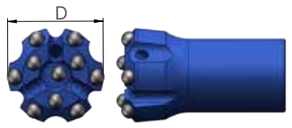	64	Drop center	Normal	6×11	4×10	35°	3F1G	1.7	B64R32-D611410-A-3	111032051C 111032051B 111032051P 111032051S
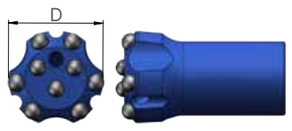	64	Flat face	Normal	6×12	3×11	35°	1F2G	1.7	B64R32-612311-A2-1	111032047C 111032047B 111032047P 111032047S
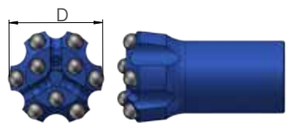	64	Flat face	Normal	6×12	3×11	35°	3F1G	1.7	B64R32-612311-A-3	111032043C 111032043B 111032043P 111032043S
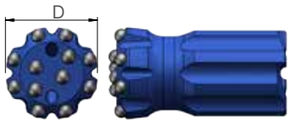	64	Flat face	Retrac	8×10	4×10	35°	2F0G	1.7	B64R32-R810410-2	111032040C 111032040B 111032040P 111032040S

R32(1 1/4") Bits

	D mm	Head design	Skirt design	Button No.× Size Gauge	Button No.× Size Front	Gauge buttons angle	Flushing hole F&G	WT kg	Product model	Part No.
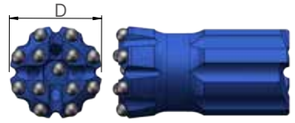	64	Drop center	Retrac	8×10	5×9	35°	4F0G	2.0	B64R32-DR810509-4	111032041C 111032041B 111032041P 111032041S

R32(1 1/4") Coupling sleeves

	L mm	D mm	Thread	Adapter type	Bridge type	WT kg	Product model	Part No.
	160	45	R32	Straight	Semi-bridge	1.3	LJR32-45160S	383232001
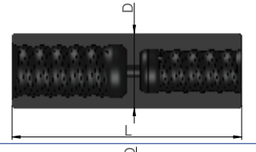	170	55	R38-R32	Cross over	Full bridge	2.0	LJR38/R32-55170F	393732024
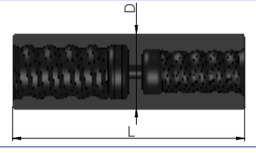	170	55	T38-R32	Cross over	Full bridge	2.0	LJT38/R32-55170F	393832025

T35(1 3/8") Rods

	L mm	L ft	Thread	D mm	D in	Thread	Impact type	WT kg	Product model	Part No.
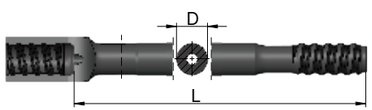	3050	10'	T35	39	1 1/2"	T35	Bottom drive	24.5	MF T35D39T35-3050	223636007
	3660	12'	T35	39	1 1/2"	T35	Bottom drive	29.4	MF T35D39T35-3660	223636008
	4265	14'	T35	39	1 1/2"	T35	Bottom drive	34.2	MF T35D39T35-4265	223636009

T35(1 3/8") Bits

	D mm	Head design	Skirt design	Button No.× Size Gauge	Button No.× Size Front	Gauge buttons angle	Flushing hole F&G	WT kg	Product model	Part No.
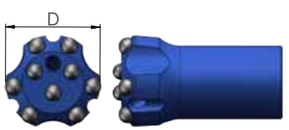	64	Flat face	Normal	6×12	3×11	35°	1F2G	1.7	B64T35-612311-A2-1	11136001C
										11136001B
										11136001P
										11136001S
	64	Flat face	Retrac	6×12	3×11	35°	3F0G	1.8	B64T35-R612311-3	11136002C
										11136002B
										11136002P
										11136002S

T38(1 1/2") Rods

	L mm	L ft	Thread	D mm	D in	Thread	Impact type	WT kg	Product model	Part No.
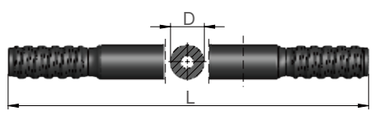	3050	10'	T38	39	1 1/2"	T38	Bottom drive	24.5	MM T38D39T38-3050	213838007
	3660	12'	T38	39	1 1/2"	T38	Bottom drive	29.4	MM T38D39T38-3660	213838008
	4265	14'	T38	39	1 1/2"	T38	Bottom drive	34.2	MM T38D39T38-4265	213838009
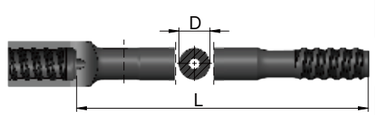	3050	10'	T38	39	1 1/2"	T38	Bottom drive	24.5	MF T38D39T38-3050	223838007
	3660	12'	T38	39	1 1/2"	T38	Bottom drive	29.4	MF T38D39T38-3660	223838008
	4265	14'	T38	39	1 1/2"	T38	Bottom drive	34.2	MF T38D39T38-4265	223838009
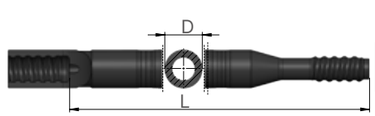	3050	10'	T38	56	2 13/64"	T38	Bottom drive	34.5	MF T38D56T38-3050	273838019
	3660	12'	T38	56	2 13/64"	T38	Bottom drive	41.4	MF T38D56T38-3660	273838020

T38(1 1/2") Bits

	D mm	Head design	Skirt design	Button No.× Size Gauge	Button No.× Size Front	Gauge buttons angle	Flushing hole F&G	WT kg	Product model	Part No.
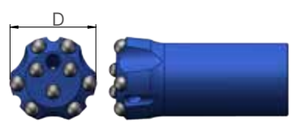	64	Flat face	Normal	6×12	3×11	35°	1F2G	1.7	B64T38-612311-A2-1	111038023C
										111038023B
										111038023P
										111038023S
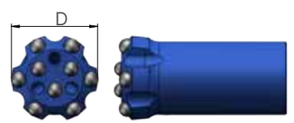	64	Flat face	Normal	6×12	3×11	35°	3F0G	1.7	B64T38-612311-3	111038001C
										111038001B
										111038001P
										111038001S

T38(1 1/2") Bits

	D mm	Head design	Skirt design	Button No.× Size Gauge	Button No.× Size Front	Gauge buttons angle	Flushing hole F&G	WT kg	Product model	Part No.
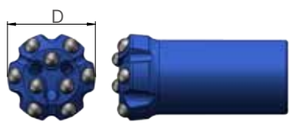	64	Flat face	Normal	6×12	3×11	35°	3F0G	1.7	B64T38-612311-3-1	111038024C 111038024B 111038024P 111038024S
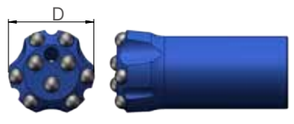	64	Flat face	Normal	6×12	3×12	35°	1F1G	1.7	B64T38-612312-A-1	111038012C 111038012B 111038012P 111038012S
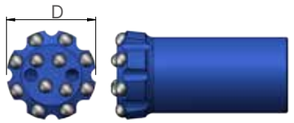	64	Flat face	Normal	8×11	4×10	35°	2F0G	1.7	B64T38-811410-2	111038009C 111038009B 111038009P 111038009S
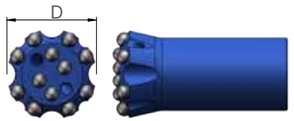	64	Flat face	Normal	8×11	4×10	35°	2F2G	1.7	B64T38-811410-A2-2	111038025C 111038025B 111038025P 111038025S
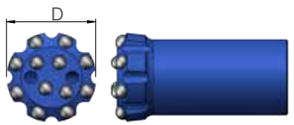	64	Flat face	Normal	8×11	4×10	35°	2F0G	1.7	B64T38-811410-2-1	111038006C 111038006B 111038006P 111038006S
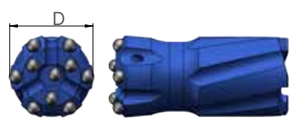	64	Drop center	Retrac	6×11	4×10	35°	3F1G	2.0	B64T38-DR611410-X-A-3	111038026C 111038026B 111038026P 111038026S

T38(1 1/2") Bits

	D mm	Head design	Skirt design	Button No.× Size Gauge	Button No.× Size Front	Gauge buttons angle	Flushing hole F&G	WT kg	Product model	Part No.
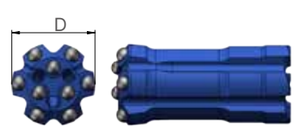	64	Flat face	Retrac	6×12	3×11	35°	3F0G	2.0	B64T38-R612311-3	111038007C 111038007B 111038007P 111038007S
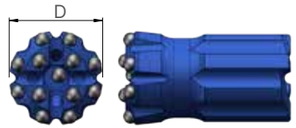	64	Drop center	Retrac	8×10	5×9	35°	4F0G	2.0	B64T38-DR810509-4	111038011C 111038011B 111038011P 111038011S
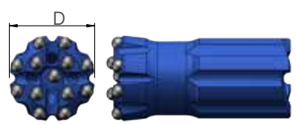	64	Drop center	Retrac	8×10	5×10	35°	4F0G	2.0	B64T38-DR810510-4	111038013C 111038013B 111038013P 111038013S
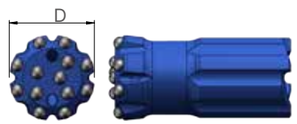	64	Flat face	Retrac	8×10	5×10	35°	2F0G	2.0	B64T38-R810510-2	111038010C 111038010B 111038010P 111038010S
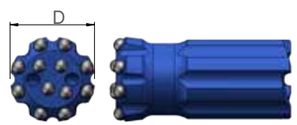	64	Flat face	Retrac	8×11	4×10	35°	2F0G	2.0	B64T38-R811410-2	111038022C 111038022B 111038022P 111038022S
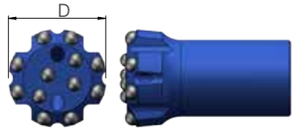	76	Flat face	Normal	8×12	4×11	35°	2F0G	2.5	B76T38-812411-2	111038018C 111038018B 111038018P 111038018S

T38(1 1/2") Bits

	D mm	Head design	Skirt design	Button No.× Size Gauge	Button No.× Size Front	Gauge buttons angle	Flushing hole F&G	WT kg	Product model	Part No.
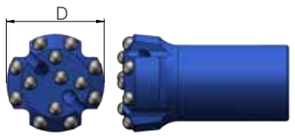	76	Flat face	Normal	8×12	5×11	35°	2F0G	2.5	B76T38-812511-2	111038019C 111038019B 111038019P 111038019S
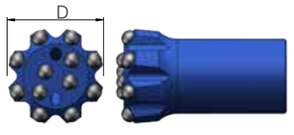	76	Flat face	Normal	8×13	4×12	35°	2F0G	2.5	B76T38-813412-2	111038021C 111038021B 111038021P 111038021S
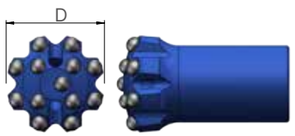	76	Convex face	Normal	8×13	5×12	35°	2F0G	2.5	B76T38-C813512-2	111038020C 111038020B 111038020P 111038020S
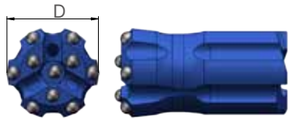	76	Drop center	Retrac	6×12	4×11	40°	3F0G	3.3	B76T38-DR612411-3	111038015C 111038015B 111038015P 111038015S
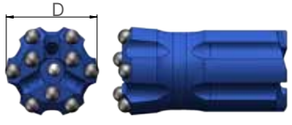	76	Drop center	Retrac	6×13	3×12 1×11	35°	3F0G	3.3	B76T38-DR613312111-3	111038017C 111038017B 111038017P 111038017S
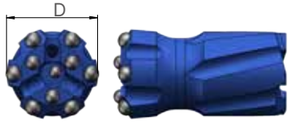	76	Drop center	Retrac	6×14	3×12 1×10	35°	3F1G	3.3	B76T38-DR614312110 -X-A-3	111038028C 111038028B 111038028P 111038028S

T38(1 1/2") Bits

	D mm	Head design	Skirt design	Button No.× Size Gauge	Button No.× Size Front	Gauge buttons angle	Flushing hole F&G	WT kg	Product model	Part No.
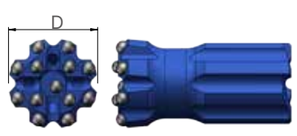	76	Drop center	Retrac	8×12	5×11	35°	4F0G	3.3	B76T38-DR812511-4	111038016C 111038016B 111038016P 111038016S
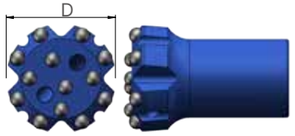	89	Flat face	Normal	8×13	5×12	35°	2F0G	3.3	B89T38-813512-2	111038038C 111038038B 111038038P 111038038S
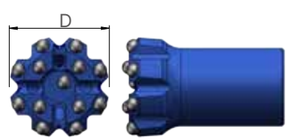	89	Drop center	Normal	8×13	5×12	35°	4F0G	3.3	B89T38-D813512-4	111038037C 111038037B 111038037P 111038037S
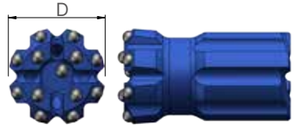	89	Drop center	Retrac	8×12	5×12	35°	4F0G	5.0	B89T38-DR812512-4	111038035C 111038035B 111038035P 111038035S
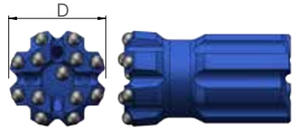	89	Drop center	Retrac	8×13	5×12	35°	4F0G	5.0	B89T38-DR813512-4	111038033C 111038033B 111038033P 111038033S
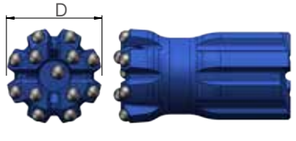	89	Drop center	Retrac	8×13	5×13	35°	4F2G	5.0	B89T38-DR813513-A2-4	111038036C 111038036B 111038036P 111038036S

T38(1 1/2") Coupling sleeves

	L mm	D mm	Thread	Adapter type	Bridge type	WT kg	Product model	Part No.
	190	55	T38	Straight	Semi-bridge	1.9	LJT38-55190S	383838034
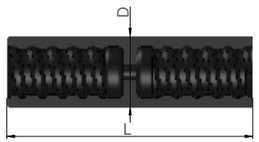	190	55	T38	Straight	Full bridge	1.9	LJT38-55190F	393838037
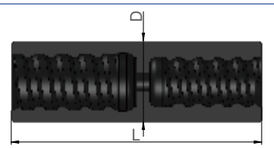	200	63	T45-T38	Cross over	Full bridge	3.0	LJT45/T38-63200F	394538041

T45(1 3/4”) Rods

	L mm	L ft	Thread	D mm	D in	Thread	Impact type	WT kg	Product model	Part No.
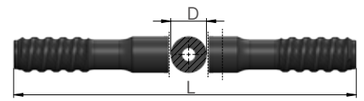	3050	10'	T45	46	1 3/4"	T45	Bottom drive	33.8	MM T45D46T45-3050	214545007
	3660	12'	T45	46	1 3/4"	T45	Bottom drive	40.5	MM T45D46T45-3660	214545008
	4265	14'	T45	46	1 3/4"	T45	Bottom drive	47.2	MM T45D46T45-4265	214545009
	6095	20'	T45	46	1 3/4"	T45	Bottom drive	67.5	MM T45D46T45-6095	214545011
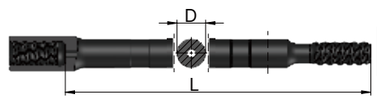	3050	10'	T45	46	1 3/4"	T45	Bottom drive	33.8	MF T45D46T45-3050	224545007
	3660	12'	T45	46	1 3/4"	T45	Bottom drive	40.5	MF T45D46T45-3660	224545008
	4265	14'	T45	46	1 3/4"	T45	Bottom drive	47.2	MF T45D46T45-4265	224545009
	6095	20'	T45	46	1 3/4"	T45	Bottom drive	67.5	MF T45D46T45-6095	224545011
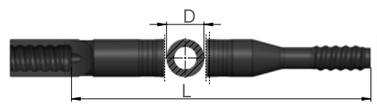	3050	10'	T45	65	2 5/9"	T45	Bottom drive	47.6	MF T45D65T45-3050	274545019
	3660	12'	T45	65	2 5/9"	T45	Bottom drive	57.1	MF T45D65T45-3660	274545020
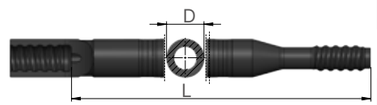	3660	12'	T45	76	3"	T45	Bottom drive	71.4	MF T45D76T45-3660	274545025

T45(1 3/4”) Bits

	D mm	Head design	Skirt design	Button No.× Size Gauge	Button No.× Size Front	Gauge buttons angle	Flushing hole F&G	WT kg	Product model	Part No.
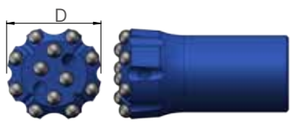	76	Flat face	Normal	8×12	4×12	35°	2F1G	2.5	B76T45-812412-A-2	111045015C 111045015B 111045015P 111045015S
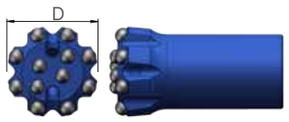	76	Flat face	Normal	8×13	4×12	35°	2F0G	2.5	B76T45-813412-2	111045008C 111045008B 111045008P 111045008S
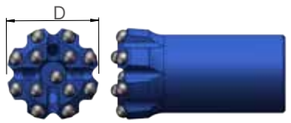	76	Drop center	Normal	8×12	5×11	35°	4F0G	2.5	B76T45-D812511-4	111045003C 111045003B 111045003P 111045003S
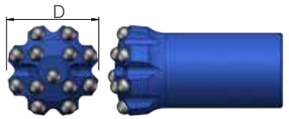	76	Convex face	Normal	8×13	5×12	35°	2F0G	2.5	B76T45-C813512-2	111045009C 111045009B 111045009P 111045009S
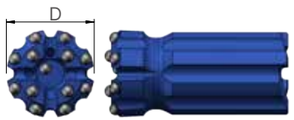	76	Drop center	Retrac	8×11	4×11 1×10	35°	4F0G	3.3	B76T45-DR811411110-4	111045010C 111045010B 111045010P 111045010S
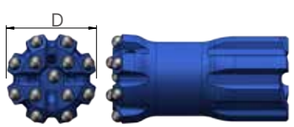	76	Drop center	Retrac	8×11	5×11	35°	4F2G	3.3	B76T45-DR811511-A2-4	111045012C 111045012B 111045012P 111045012S

T45(1 3/4”) Bits

	D mm	Head design	Skirt design	Button No.× Size Gauge	Button No.× Size Front	Gauge buttons angle	Flushing hole F&G	WT kg	Product model	Part No.
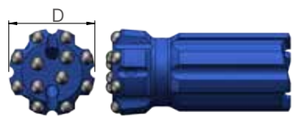	76	Flat face	Retrac	8×12	4×12	35°	2F2G	3.3	B76T45-R812412-A2-2	111045016C 111045016B 111045016P 111045016S
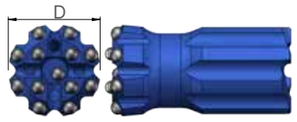	76	Drop center	Retrac	8×12	5×11	35°	4F0G	3.3	B76T45-DR812511-4	111045004C 111045004B 111045004P 111045004S
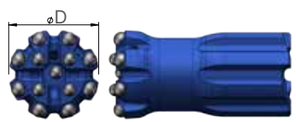	76	Drop center	Retrac	8×12	5×11	35°	4F1G	3.3	B76T45-DR812511-A-4	111045018C 111045018B 111045018P 111045018S
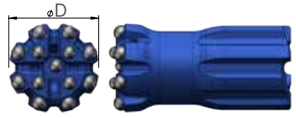	76	Drop center	Retrac	8×13	5×11	35°	4F2G	3.3	B76T45-DR813511-A2-4	111045011C 111045011B 111045011P 111045011S
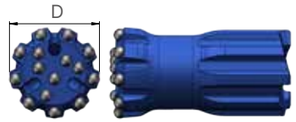	76	Flat face	Retrac	9×11	6×10	35°	3F0G	3.3	B76T45-R911610-3	111045014C 111045014B 111045014P 111045014S
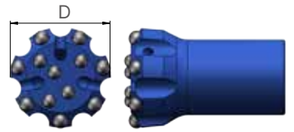	89	Flat face	Normal	7×14	5×12	35°	3F1G	3.6	B89T45-714512-A-3	111045024C 111045024B 111045024P 111045024S

T45(1 3/4") Bits

	D mm	Head design	Skirt design	Button No.× Size Gauge	Button No.× Size Front	Gauge buttons angle	Flushing hole F&G	WT kg	Product model	Part No.
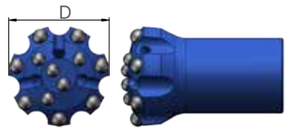	89	Convex face	Normal	7×14	5×12	35°	3F1G	3.6	B89T45-C714512-A-3	111045025C 111045025B 111045025P 111045025S
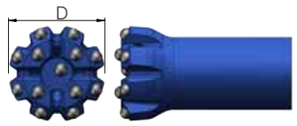	89	Drop center	Normal	8×12	5×12	35°	4F2G	3.6	B89T45-D812512-A2-4	111045035C 111045035B 111045035P 111045035S
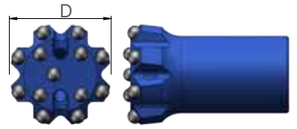	89	Flat face	Normal	8×13	5×12	35°	2F2G	3.6	B89T45-813512-A2-2	111045028C 111045028B 111045028P 111045028S
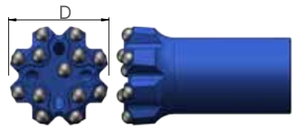	89	Drop center	Normal	8×13	5×12	35°	4F0G	3.6	B89T45-D813512-4	111045044C 111045044B 111045044P 111045044S
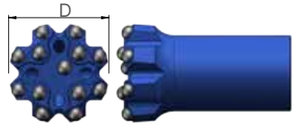	89	Drop center	Normal	8×13	5×13	35°	4F0G	3.6	B89T45-D813513-4	111045046C 111045046B 111045046P 111045046S
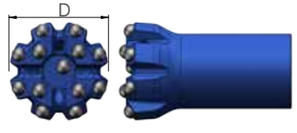	89	Drop center	Normal	8×13	5×13	35°	4F2G	3.6	B89T45-D813513-A2-4	111045037C 111045037B 111045037P 111045037S

T45(1 3/4") Bits

	D mm	Head design	Skirt design	Button No.× Size Gauge	Button No.× Size Front	Gauge buttons angle	Flushing hole F&G	WT kg	Product model	Part No.
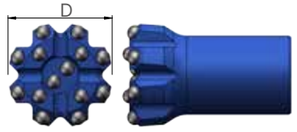	89	Drop center	Normal	8×13	6×12	35°	4F2G	3.6	B89T45-D813612-A2-4	111045022C 111045022B 111045022P 111045022S
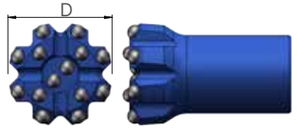	89	Drop center	Normal	8×13	6×12	35°	4F0G	3.6	B89T45-D813612-4	111045031C 111045031B 111045031P 111045031S
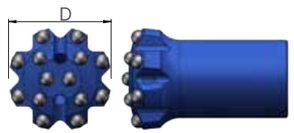	89	Convex face	Normal	8×13	6×12	35°	2F2G	3.6	B89T45-C813612-A2-2	111045027C 111045027B 111045027P 111045027S
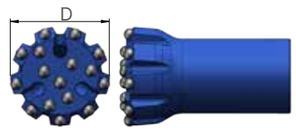	89	Flat face	Normal	9×11	7×11	35°	3F0G	3.6	B89T45-911711-3	111045036C 111045036B 111045036P 111045036S
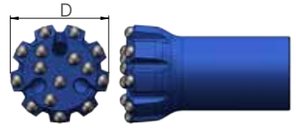	89	Flat face	Normal	9×12	6×12	35°	3F0G	3.6	B89T45-912612-3	111045047C 111045047B 111045047P 111045047S
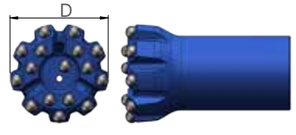	89	Drop center	Normal	9×12	7×11	35°	4F0G	3.6	B89T45-D912711-4	111045045C 111045045B 111045045P 111045045S

T45(1 3/4”) Bits

	D mm	Head design	Skirt design	Button No.× Size Gauge	Button No.× Size Front	Gauge buttons angle	Flushing hole F&G	WT kg	Product model	Part No.
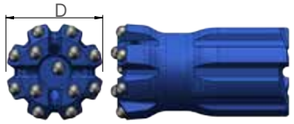	89	Drop center	Retrac	8×12	5×12	35°	4F2G	4.7	B89T45-DR812512-A2-4	111045034C 111045034B 111045034P 111045034S
	89	Drop center	Retrac	8×13	5×12	35°	4F0G	4.7	B89T45-DR813512-4	111045021C 111045021B 111045021P 111045021S
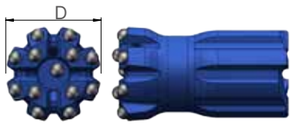	89	Drop center	Retrac	8×13	5×13	35°	4F1G	4.7	B89T45-DR813513-A-4	111045030C 111045030B 111045030P 111045030S
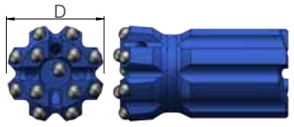	89	Drop center	Retrac	8×13	5×13	35°	4F2G	4.7	B89T45-DR813513-A2-4	111045029C 111045029B 111045029P 111045029S
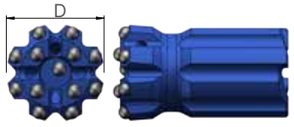	89	Drop center	Retrac	8×13	5×13	35°	4F2G	4.7	B89T45-DR813513-A2-4-1	111045032C 111045032B 111045032P 111045032S
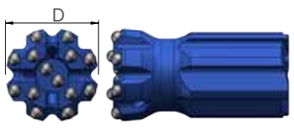	89	Drop center	Retrac	8×13	6×12	35°	4F1G	4.7	B89T45-DR813612-L-A-4	111045041C 111045041B 111045041P 111045041S

T45(1 3/4”) Bits

	D mm	Head design	Skirt design	Button No.× Size Gauge	Button No.× Size Front	Gauge buttons angle	Flushing hole F&G	WT kg	Product model	Part No.
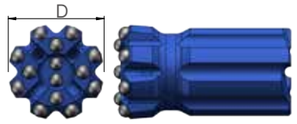	89	Drop center	Retrac	8×14	4×13 2×12	35°	4F1G	4.7	B89T45-DR814413212-A-4	111045026C 111045026B 111045026P 111045026S
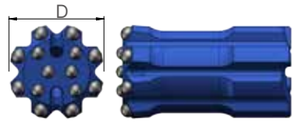	89	Flat face	Retrac	8×14	6×12	35°	2F0G	4.7	B89T45-R814612-A2-2	111045038C 111045038B 111045038P 111045038S
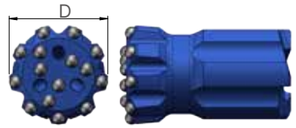	89	Flat face	Retrac	9×12	6×12	35°	3F0G	4.7	B89T45-R912612-3	111045023C 111045023B 111045023P 111045023S
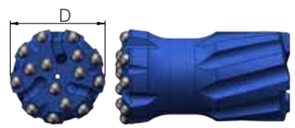	89	Flat face	Retrac	9×12	6×12	35°	3F0G	4.7	B89T45-R912612-X-3	111045033C 111045033B 111045033P 111045033S
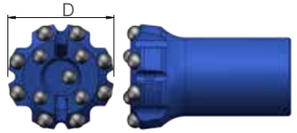	102	Drop center	Normal	8×16	5×14	35°	2F2G	5.5	B102T45-D816514-A2-2	111045052C 111045052B 111045052P 111045052S
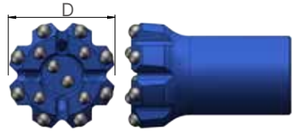	102	Drop center	Normal	8×14	6×12	35°	4F0G	5.5	B102T45-D814612-4	111045049C 111045049B 111045049P 111045049S

T45(1 3/4”) Bits

	D mm	Head design	Skirt design	Button No.× Size Gauge	Button No.× Size Front	Gauge buttons angle	Flushing hole F&G	WT kg	Product model	Part No.
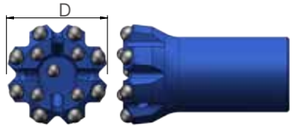	102	Drop center	Normal	8×16	5×13	35°	4F2G	5.5	B102T45-D816513-A2-4	111045055C 111045055B 111045055P 111045055S
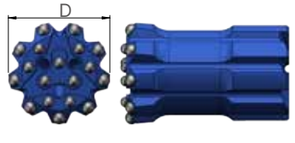	102	Flat face	Retrac	9×13	9×11	35°	3F0G	7.0	B102T45-R913911-3	111045051C 111045051B 111045051P 111045051S
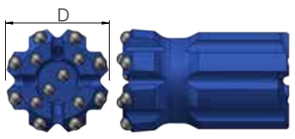	102	Drop center	Retrac	8×14	6×12	35°	4F0G	7.0	B102T45-DR814612-4	111045050C 111045050B 111045050P 111045050S
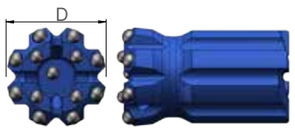	102	Drop center	Retrac	8×15	5×13	35°	4F2G	7.0	B102T45-DR815513-A2-4	111045056C 111045056B 111045056P 111045056S
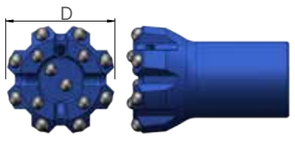	115	Drop center	Normal	8×15	6×13	35°	4F2G	6.2	B115T45-D815613-A2-4	111045054C 111045054B 111045054P 111045054S
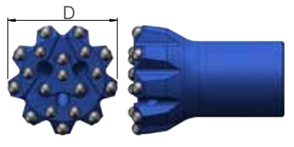	115	Flat face	Normal	9×14	10×12	35°	3F1G	6.2	B115T45-9141012-A-3	111045057C 111045057B 111045057P 111045057S

T45(1 3/4”) Bits

	D mm	Head design	Skirt design	Button No.× Size Gauge	Button No.× Size Front	Gauge buttons angle	Flushing hole F&G	WT kg	Product model	Part No.
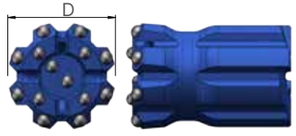	115	Drop center	Retrac	8×15	6×13	35°	4F2G	9.5	B115T45-DR815613-A2-4	111045053C 111045053B 111045053P 111045053S

T45(1 3/4”) Coupling sleeves

	L mm	D mm	Thread	Adapter type	Bridge type	WT kg	Product model	Part No.
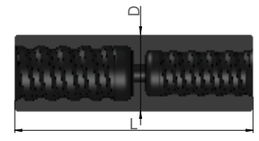	200	63	T45-T38	Cross over	Full bridge	3.0	LJT45/T38-63200F	394538041
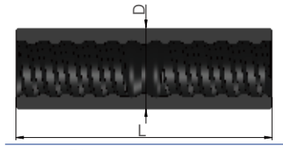	210	63	T45	Straight	Semi-bridge	3.2	LJT45-63210S	384545051
	265	63	T45-T38M	Cross over	-	2.6	LJT45/T38M-63265	364538047
	285	72	T51-T45M	Cross over	-	4.1	LJT51/T45M-72285	365145050

GT45(1 3/4”) Rods

	L mm	L ft	Thread	D mm	D in	Thread	Impact type	WT kg	Product model	Part No.
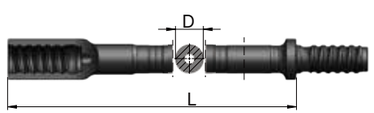	3660	12'	GT45	46	1 3/4"	GT45	Dual drive	40.5	MF GT45D46GT45 -3660	224646008

GT45(1 3/4”) Bits

	D mm	Head design	Skirt design	Button No.× Size Gauge	Button No.× Size Front	Gauge buttons angle	Flushing hole F&G	WT kg	Product model	Part No.
										11146003C
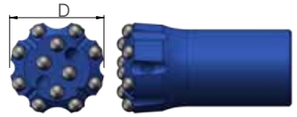	76	Flat face	Normal	8×12	4×12	35°	2F1G	2.5	B76GT45-812412-A-2	11146003B
										11146003P
										11146003S
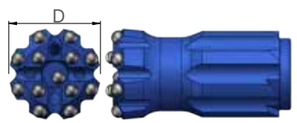	76	Drop center	Retrac	8×12	5×11	35°	4F1G	3.3	B76GT45-DR812511-A-4	11146004C
										11146004B
										11146004P
										11146004S
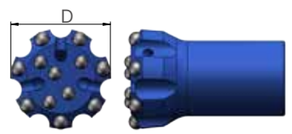	89	Flat face	Normal	7×14	5×12	35°	3F0G	3.6	B89GT45-714512-3	11146005C
										11146005B
										11146005P
										11146005S
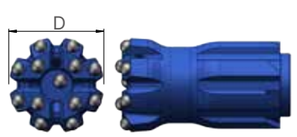	89	Drop center	Retrac	8×13	5×13	35°	4F1G	4.7	B89GT45-DR813513-A-4	11146006C
										11146006B
										11146006P
										11146006S

GT45(1 3/4”) Bits

	D mm	Head design	Skirt design	Button No.× Size Gauge	Button No.× Size Front	Gauge buttons angle	Flushing hole F&G	WT kg	Product model	Part No.
										11146007C
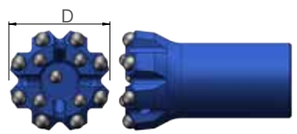	102	Drop center	Normal	8×16	5×13	35°	4F2G	5.5	B102GT45-D816513-A2-4	11146007B
										11146007P
										11146007S
										11146008C
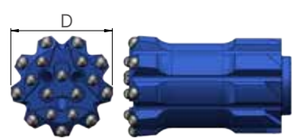	102	Flat face	Retrac	9×13	9×11	35°	3F0G	7.0	B102GT45-R913911-3	11146008B
										11146008P
										11146008S

T51(2”) Rods

	L mm	L ft	Thread	D mm	D in	Thread	Impact type	WT kg	Product model	Part No.
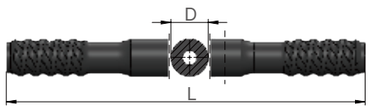	3660	12'	T51	52	2"	T51	Bottom drive	50.2	MM T51D52T51-3660	215151008
	4265	14'	T51	52	2"	T51	Bottom drive	58.5	MM T51D52T51-4265	215151009
	6095	20'	T51	52	2"	T51	Bottom drive	83.6	MM T51D52T51-6095	215151011
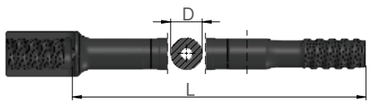	3660	12'	T51	52	2"	T51	Bottom drive	50.2	MF T51D52T51-3660	225151008
	4265	14'	T51	52	2"	T51	Bottom drive	58.5	MF T51D52T51-4265	225151009
	6095	20'	T51	52	2"	T51	Bottom drive	83.6	MF T51D52T51-6095	225151011
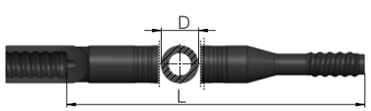	3660	12'	T51	76	3"	T51	Bottom drive	71.4	MF T51D76T51-3660	275151020
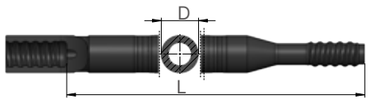	3660	12'	T51	87	3 1/2"	T51	Bottom drive	89.3	MF T51D87T51-3660	275151032

T51(2”) Bits

	D mm	Head design	Skirt design	Button No.× Size Gauge	Button No.× Size Front	Gauge buttons angle	Flushing hole F&G	WT kg	Product model	Part No.
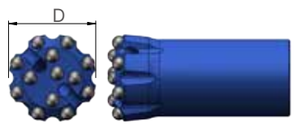	76	Flat face	Normal	8×12	5×11	35°	2F2G	2.5	B76T51-812511-A2-2	111051002C 111051002B 111051002P 111051002S
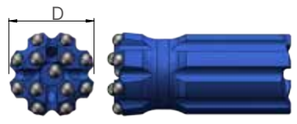	76	Drop center	Retrac	8×12	5×11	35°	4F0G	3.3	B76T51-DR812511-4	111051001C 111051001B 111051001P 111051001S
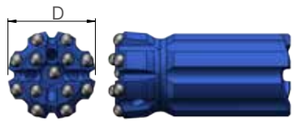	76	Drop center	Retrac	8×12	5×11	35°	4F2G	3.3	B76T51-DR812511-A2-4	111051003C 111051003B 111051003P 111051003S
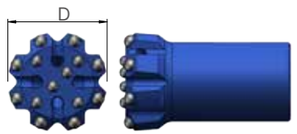	89	Flat face	Normal	8×12	6×10	35°	4F0G	3.3	B89T51-812610-4	111051016C 111051016B 111051016P 111051016S
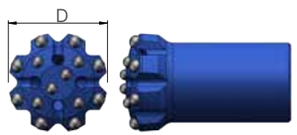	89	Convex face	Normal	8×12	6×10	35°	4F0G	3.3	B89T51-C812610-4	111051017C 111051017B 111051017P 111051017S
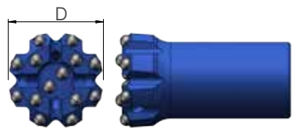	89	Drop center	Normal	8×12	6×12	35°	4F2G	3.3	B89T51-D812612-A2-4	111051040C 111051040B 111051040P 111051040S

T51(2”) Bits

	D mm	Head design	Skirt design	Button No.× Size Gauge	Button No.× Size Front	Gauge buttons angle	Flushing hole F&G	WT kg	Product model	Part No.
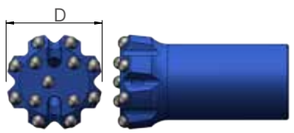	89	Flat face	Normal	8×13	5×12	35°	2F2G	3.3	B89T51-813512-A2-2	111051033C 111051033B 111051033P 111051033S
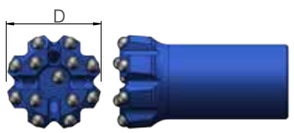	89	Drop center	Normal	8×13	5×12	35°	4F0G	3.3	B89T51-D813512-4	111051027C 111051027B 111051027P 111051027S
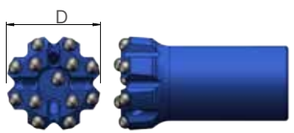	89	Drop center	Normal	8×13	5×13	35°	4F1G	3.3	B89T51-D813513-A-4	111051019C 111051019B 111051019P 111051019S
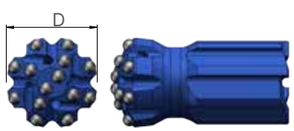	89	Convex face	Retrac	8×13	4×13 2×11	40°	4F2G	4.5	B89T51-CR813413211-L-A2-4	111051022C 111051022B 111051022P 111051022S
	89	Drop center	Retrac	8×13	5×12	35°	4F0G	4.5	B89T51-DR813512-4	111051008C 111051008B 111051008P 111051008S
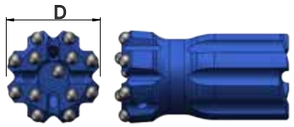	89	Drop center	Retrac	8×13	5×12	35°	4F1G	4.5	B89T51-DR813512-A-4	111051038C 111051038B 111051038P 111051038S

T51(2”) Bits

	D mm	Head design	Skirt design	Button No.× Size Gauge	Button No.× Size Front	Gauge buttons angle	Flushing hole F&G	WT kg	Product model	Part No.
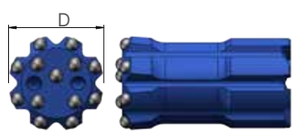	89	Flat face	Retrac	8×13	5×13	35°	2F1G	4.5	B89T51-R813513-A-2	111051013C 111051013B 111051013P 111051013S
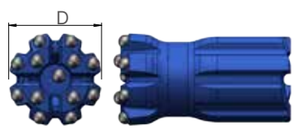	89	Drop center	Retrac	8×13	5×13	35°	4F0G	4.5	B89T51-DR813513-4	111051012C 111051012B 111051012P 111051012S
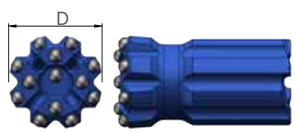	89	Drop center	Retrac	8×13	5×13	35°	4F1G	4.5	B89T51-DR813513-A1-4	111051034C 111051034B 111051034P 111051034S
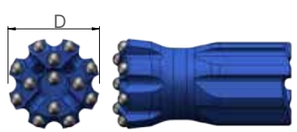	89	Drop center	Retrac	8×13	5×13	35°	4F0G	4.5	B89T51-DR813513-L-4	111051029C 111051029B 111051029P 111051029S
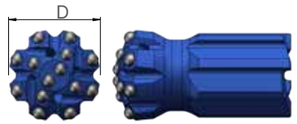	89	Convex face	Retrac	8×13	6×12	35°	4F1G	4.5	B89T51-CR813612-L-A-4	111051026C 111051026B 111051026P 111051026S
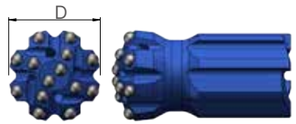	89	Convex face	Retrac	8×13	6×12	35°	4F2G	4.5	B89T51-CR813612-L-A2-4	111051037C 111051037B 111051037P 111051037S

T51(2”) Bits

	D mm	Head design	Skirt design	Button No.× Size Gauge	Button No.× Size Front	Gauge buttons angle	Flushing hole F&G	WT kg	Product model	Part No.
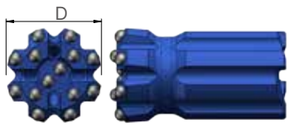	89	Drop center	Retrac	8×13	6×12	35°	4F0G	4.5	B89T51-DR813612-4	111051009C 111051009B 111051009P 111051009S
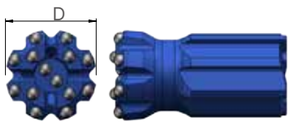	89	Drop center	Retrac	8×13	6×12	35°	4F0G	4.5	B89T51-DR813612-L-4	111051020C 111051020B 111051020P 111051020S
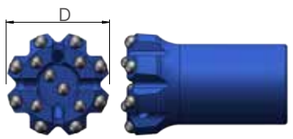	102	Drop center	Normal	8×14	6×12	35°	4F0G	5.5	B102T51-D814612-4	111051051C 111051051B 111051051P 111051051S
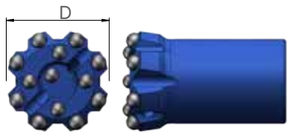	102	Drop center	Normal	8×16	5×14	35°	2F2G	5.5	B102T51-D816514-A2-2	111051073C 111051073B 111051073P 111051073S
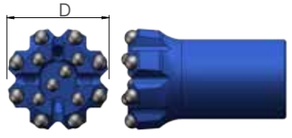	102	Drop center	Normal	8×16	6×13	35°	4F0G	5.5	B102T51-D816613-4	111051052C 111051052B 111051052P 111051052S
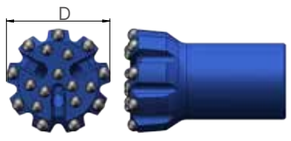	102	Flat face	Normal	9×13	9×11	35°	3F0G	5.5	B102T51-913911-3	111051079C 111051079B 111051079P 111051079S

T51(2”) Bits

	D mm	Head design	Skirt design	Button No.× Size Gauge	Button No.× Size Front	Gauge buttons angle	Flushing hole F&G	WT kg	Product model	Part No.
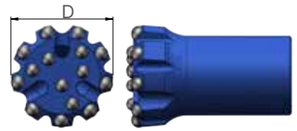	102	Flat face	Normal	9×14	6×12	35°	3F0G	5.5	B102T51-914612-3	111051053C 111051053B 111051053P 111051053S
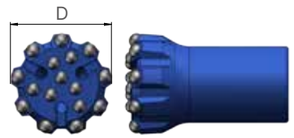	102	Flat face	Normal	9×15	7×13	35°	3F0G	5.5	B102T51-915713-3	111051075C 111051075B 111051075P 111051075S
	102	Flat face	Normal	9×15	7×13	35°	3F0G	5.5	B102T51-915713-908-3	111051077C 111051077B 111051077P 111051077S
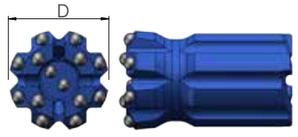	102	Drop center	Retrac	8×13	4×13 2×12	35°	4F0G	7.0	B102T51-DR813413212-4	111051055C 111051055B 111051055P 111051055S
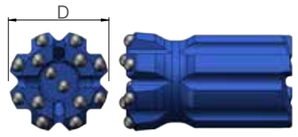	102	Drop center	Retrac	8×14	4×13 2×12	35°	4F0G	7.0	B102T51-DR814413212-4	111051049C 111051049B 111051049P 111051049S
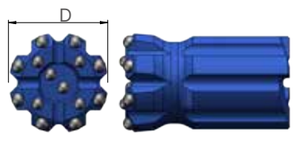	102	Drop center	Retrac	8×14	6×12	35°	4F0G	7.0	B102T51-DR814612-4	111051054C 111051054B 111051054P 111051054S

T51(2”) Bits

	D mm	Head design	Skirt design	Button No.× Size Gauge	Button No.× Size Front	Gauge buttons angle	Flushing hole F&G	WT kg	Product model	Part No.
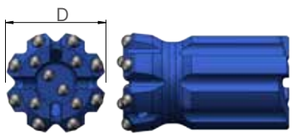	102	Drop center	Retrac	8×14	6×12	35°	4F1G	7.0	B102T51-DR814612-A-4	111051056C 111051056B 111051056P 111051056S
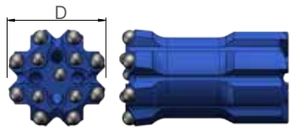	102	Drop center	Retrac	8×16	5×13	35°	4F0G	7.0	B102T51-DR816513-4	111051057C 111051057B 111051057P 111051057S
	102	Drop center	Retrac	8×16	5×13	35°	4F1G	7.0	B102T51-DR816513-L-A-4	111051060C 111051060B 111051060P 111051060S
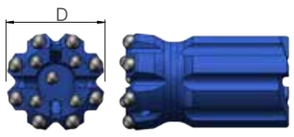	102	Drop center	Retrac	8×16	5×13	35°	4F2G	7.0	B102T51-DR816513-A2-4	111051070C 111051070B 111051070P 111051070S
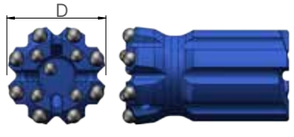	102	Drop center	Retrac	8×16	5×13	35°	4F1G	7.0	B102T51-DR816513-A-4	111051058C 111051058B 111051058P 111051058S
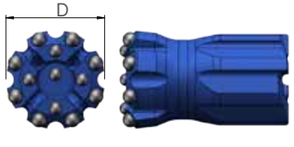	102	Drop center	Retrac	8×16	5×13	35°	4F0G	7.0	B102T51-DR816513-L-4	111051068C 111051068B 111051068P 111051068S

T51(2”) Bits

	D mm	Head design	Skirt design	Button No.× Size Gauge	Button No.× Size Front	Gauge buttons angle	Flushing hole F&G	WT kg	Product model	Part No.
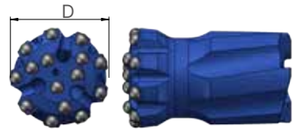	102	Convex face	Retrac	9×14	6×14	35°	4F0G	7.0	B102T51-CR914614-X-4	111051085C 111051085B 111051085P 111051085S
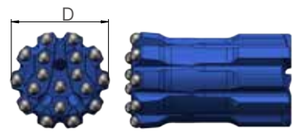	102	Drop center	Retrac	10×14	8×13	35°	3F0G	7.0	B102T51-DR1014813-3	111051059C 111051059B 111051059P 111051059S
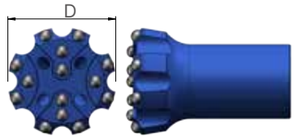	115	Flat face	Normal	8×14	6×13	35°	4F0G	6.2	B115T51-814613-4	111051066C 111051066B 111051066P 111051066S
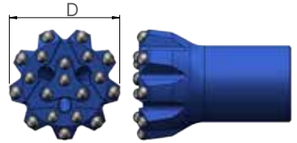	115	Flat face	Normal	9×14	10×12	35°	3F0G	6.2	B115T51-9141012-3	111051061C 111051061B 111051061P 111051061S
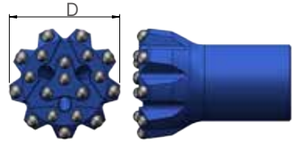	115	Flat face	Normal	9×14	10×12	35°	3F1G	6.2	B115T51-9141012-A-3	111051086C 111051086B 111051086P 111051086S
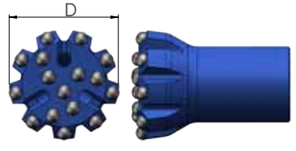	115	Flat face	Normal	9×15	7×15	35°	3F0G	6.2	B115T51-915715-3	111051076C 111051076B 111051076P 111051076S

T51(2”) Bits

	D mm	Head design	Skirt design	Button No.× Size Gauge	Button No.× Size Front	Gauge buttons angle	Flushing hole F&G	WT kg	Product model	Part No.
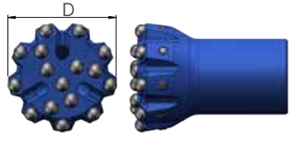	115	Flat face	Normal	9×15	7×15	35°	3F0G	6.2	B115T51-915715-909-3	111051078C 111051078B 111051078P 111051078S
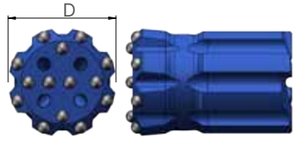	115	Flat face	Retrac	8×14	6×13	35°	4F0G	9.4	B115T51-R814613-4	111051064C 111051064B 111051064P 111051064S
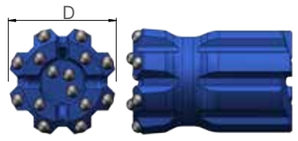	115	Drop center	Retrac	8×14	7×13	35°	4F1G	9.4	B115T51-DR814713-A-4	111051082C 111051082B 111051082P 111051082S
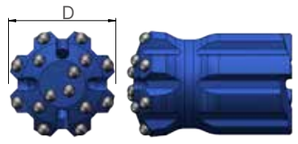	115	Convex face	Retrac	8×14	7×13	35°	4F1G	9.4	B115T51-CR814713-A-4	111051081C 111051081B 111051081P 111051081S
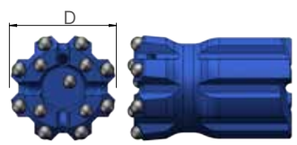	115	Drop center	Retrac	8×16	5×14	35°	4F2G	9.4	B115T51-DR816514-A2-4	111051065C 111051065B 111051065P 111051065S
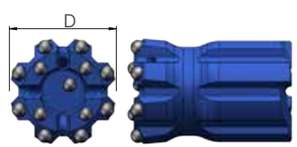	115	Drop center	Retrac	8×16	5×14	35°	4F1G	9.4	B115T51-DR816514-A-4	111051087C 111051087B 111051087P 111051087S

T51(2”) Bits

	D mm	Head design	Skirt design	Button No.× Size Gauge	Button No.× Size Front	Gauge buttons angle	Flushing hole F&G	WT kg	Product model	Part No.
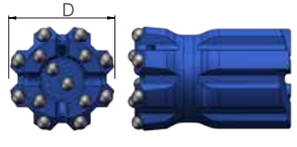	115	Drop center	Retrac	8×16	6×14	35°	4F2G	9.4	B115T51-DR816614-A2-4	111051071C 111051071B 111051071P 111051071S
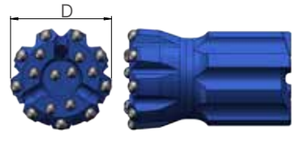	115	Drop center	Retrac	9×14	8×12	35°	3F0G	9.4	B115T51-DR914812-3	111051063C 111051063B 111051063P 111051063S
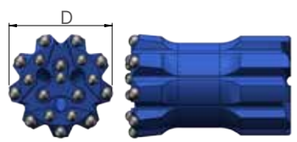	115	Flat face	Retrac	9×14	10×12	35°	3F0G	9.4	B115T51-R9141012-3	111051067C 111051067B 111051067P 111051067S

T51(2”) Coupling sleeves

	L mm	D mm	Thread	Adapter type	Bridge type	WT kg	Product model	Part No.
	250	51	T51	Straight	-	3.5	LJT51M-51250	355151068
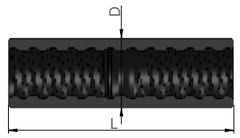	235	72	T51	Straight	Semi-bridge	4.3	LJT51-72235S	385151061
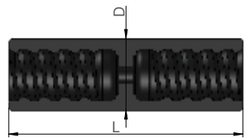	235	72	T51	Straight	Full bridge	4.3	LJT51-72235F	395151057
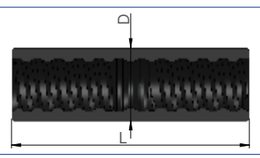	235	76	T51	Straight	Semi-bridge	4.5	LJT51-76235S	385151060
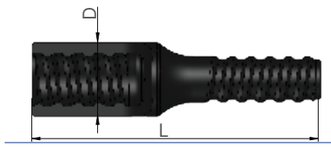	285	72	T51-T45M	Cross over	-	3.9	LJT51/45M-72285	365145050

GT51(2") Rods

	L mm	L ft	Thread	D mm	D in	Thread	Impact type	WT kg	Product model	Part No.
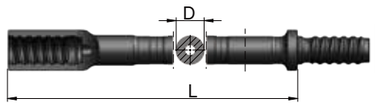	3660	12'	GT51	52	2"	GT51	Dual drive	50.2	MF GT51D52GT51-3660	225252008
	4265	14'	GT51	52	2"	GT51	Dual drive	58.5	MF GT51D52GT51-4265	225252009
	6095	20'	GT51	52	2"	GT51	Dual drive	83.6	MF GT51D52GT51-6095	225252011

GT51(2") Bits

	D mm	Head design	Skirt design	Button No.× Size Gauge	Button No.× Size Front	Gauge buttons angle	Flushing hole F&G	WT kg	Product model	Part No.
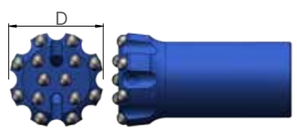	89	Flat face	Normal	8×13	6×12	35°	2F2G	3.3	B89GT51-813612-A2-2	111052001C 111052001B 111052001P 111052001S
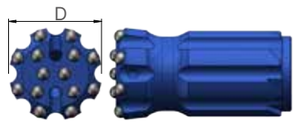	89	Flat face	Retrac	8×13	6×12	35°	2F2G	4.5	B89GT51-R813612-A2-2	111052002C 111052002B 111052002P 111052002S

GT51(2") Bits

	D mm	Head design	Skirt design	Button No.× Size Gauge	Button No.× Size Front	Gauge buttons angle	Flushing hole F&G	WT kg	Product model	Part No.
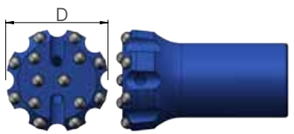	102	Flat face	Normal	8×13	6×12	35°	2F2G	5.5	B102GT51-813612-A2-2	111052003C
										111052003B
										111052003P
										111052003S
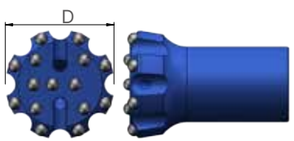	115	Flat face	Normal	8×14	7×13	35°	2F2G	6.2	B115GT51-814713-A2-2	111052004C
										111052004B
										111052004P
										111052004S
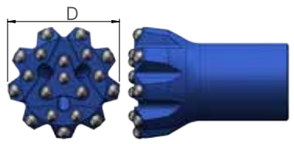	115	Flat face	Normal	9×14	10×12	35°	3F0G	6.2	B115GT51-9141012-3	111052006C
										111052006B
										111052006P
										111052006S
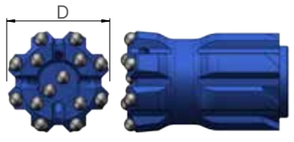	115	Drop center	Retrac	8×16	6×15	35°	4F1G	9.4	B115GT51-DR816615-A-4	111052007C
										111052007B
										111052007P
										111052007S

GT60(2 3/8") Rods

	L mm	L ft	Thread	D mm	D in	Thread	Impact type	WT kg	Product model	Part No.
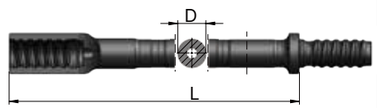	3660	12'	GT60	60	2 3/8"	GT60	Shoulder drive	49.2	MF GT60D60GT60 -3660	226060008
	4265	14'	GT60	60	2 3/8"	GT60	Shoulder drive	57.4	MF GT60D60GT60 -4265	226060009
	6095	20'	GT60	60	2 3/8"	GT60	Shoulder drive	82.0	MF GT60D60GT60 -6095	226060011
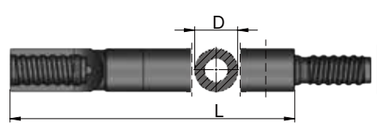	3660	12'	GT60	87	3 1/2"	GT60	Shoulder drive	89.3	MF GT60D87GT60 -3660	276060020
	4265	14'	GT60	87	3 1/2"	GT60	Shoulder drive	104.1	MF GT60D87GT60 -4265	276060021
	6095	20'	GT60	87	3 1/2"	GT60	Shoulder drive	148.7	MF GT60D87GT60 -6095	276060023

GT60(2 3/8") Bits

	D mm	Head design	Skirt design	Button No.× Size Gauge	Button No.× Size Front	Gauge buttons angle	Flushing hole F&G	WT kg	Product model	Part No.
	92	Drop center	Normal	9×12	9×12	35°	3F0G	11.4	B92GT60-D912912-3	111060014C 111060014B 111060014P 111060014S
	102	Drop center	Retrac	8×13	4×12 3×11	35°	4F0G	16.1	B102GT60-DR813412311-4	111060009C 111060009B 111060009P 111060009S
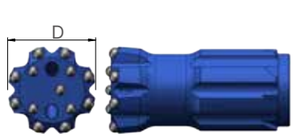	102	Flat face	Retrac	8×14	5×12	35°	2F2G	16.1	B102GT60-R814512-A2-2	111060004C 111060004B 111060004P 111060004S
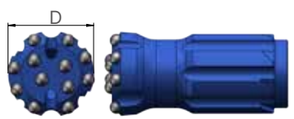	102	Flat face	Retrac	8×16	4×16	35°	2F0G	16.2	B102GT60-R816416-2	111060011C 111060011B 111060011P 111060011S
	102	Flat face	Retrac	9×13	9×11	35°	3F0G	16.1	B102GT60-R913911-3	111060005C 111060005B 111060005P 111060005S
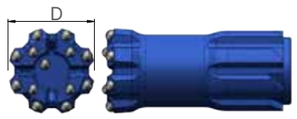	102	Drop center	Retrac	8×14	5×12	35°	4F0G	16.1	B102GT60-DR814512-4	111060017C 111060017B 111060017P 111060017S

GT60(2 3/8") Bits

	D mm	Head design	Skirt design	Button No.× Size Gauge	Button No.× Size Front	Gauge buttons angle	Flushing hole F&G	WT kg	Product model	Part No.
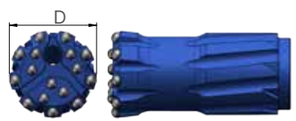	102	Flat face	Retrac	9×14	7×12	35°	1F0G	16.1	B102GT60-R914712-X-1	111060015C 111060015B 111060015P 111060015S
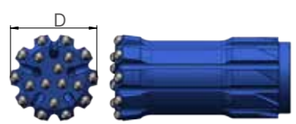	102	Flat face	Retrac	10×13	8×12	35°	5F0G	16.1	B102GT60-R1013812-5	111060006C 111060006B 111060006P 111060006S
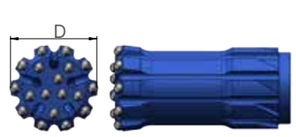	102	Flat face	Retrac	10×13	8×12	35°	5F0G	16.1	B102GT60-R1013812-5-1	111060010C 111060010B 111060010P 111060010S
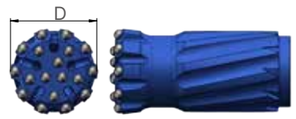	102	Flat face	Retrac	10×13	8×12	35°	5F0G	16.2	B102GT60-R1013812-X-5	111060013C 111060013B 111060013P 111060013S
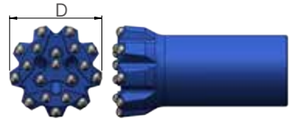	115	Flat face	Normal	9×14	10×12	35°	3F0G	21.3	B115GT60-9141012-3	111060012C 111060012B 111060012P 111060012S
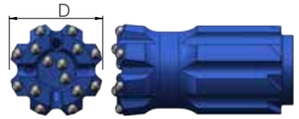	115	Drop center	Retrac	8×14	7×14	35°	4F0G	21.8	B115GT60-DR814714-4	111060007C 111060007B 111060007P 111060007S

GT60(2 3/8") Bits

	D mm	Head design	Skirt design	Button No.× Size Gauge	Button No.× Size Front	Gauge buttons angle	Flushing hole F&G	WT kg	Product model	Part No.
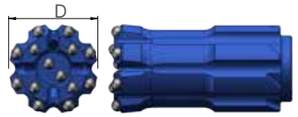	115	Drop center	Retrac	8×16	6×14	35°	4F0G	21.8	B115GT60-DR816614-4	111060018C 111060018B 111060018P 111060018S
	115	Flat face	Retrac	9×14	10×12	35°	3F0G	21.8	B115GT60-R9141012-3	111060008C 111060008B 111060008P 111060008S
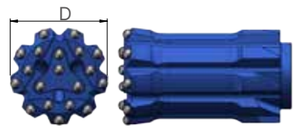	127	Flat face	Retrac	9×14	10×13	35°	3F0G	29.7	B127GT60-R9141013-3	111060019C 111060019B 111060019P 111060019S
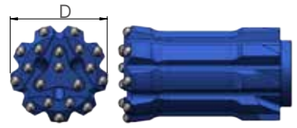	127	Flat face	Retrac	9×16	10×14	35°	3F0G	29.7	B127GT60-R9161014-3	111060020C 111060020B 111060020P 111060020S
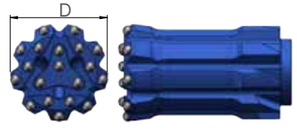	140	Flat face	Retrac	9×16	10×14	35°	3F0G	36.3	B140GT60-R9161014-3	111060021C 111060021B 111060021P 111060021S

EL60(2 3/8") Rods

	L mm	L ft	Thread	D mm	D in	Thread	Impact type	WT kg	Product model	Part No.
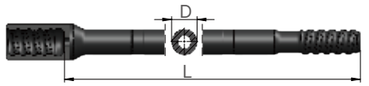	3660	12'	EL60	60	2 3/8"	EL60	Bottom drive	49.2	MF EL60D60EL60-3660	226363008
	4265	14'	EL60	60	2 3/8"	EL60	Bottom drive	57.4	MF EL60D60EL60-4265	226363009
	6095	20'	EL60	60	2 3/8"	EL60	Bottom drive	82.0	MF EL60D60EL60-6095	226363011
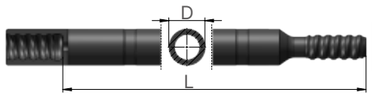	3660	12'	EL60	87	3 1/2"	EL60	Bottom drive	89.3	MF EL60D87EL60-3660	276363020
	4265	14'	EL60	87	3 1/2"	EL60	Bottom drive	104.1	MF EL60D87EL60-4265	276363021
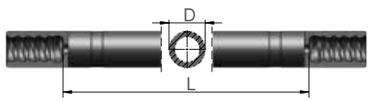	4265	14'	EL60	87	3 1/2"	EL60	-	104	FF EL60D87EL60-4265	276363033

EL60(2 3/8") Bits

	D mm	Head design	Skirt design	Button No.× Size Gauge	Button No.× Size Front	Gauge buttons angle	Flushing hole F&G	WT kg	Product model	Part No.
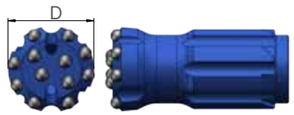	102	Flat face	Retrac	8×16	4×16	35°	2F0G	16.1	B102EL60-R816416-2	111063004C 111063004B 111063004P 111063004S
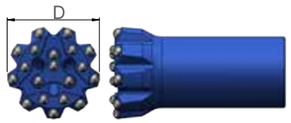	115	Drop center	Normal	9×14	10×12	35°	3F0G	21.3	B115EL60-D9141012-3	111063012C 111063012B 111063012P 111063012S
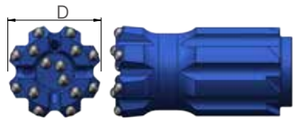	115	Drop center	Retrac	8×14	7×14	35°	4F0G	21.8	B115EL60-DR814714-4	111063007C 111063007B 111063007P 111063007S
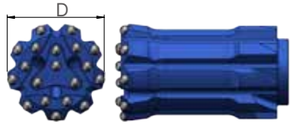	127	Flat face	Retrac	9×16	10×14	35°	3F0G	29.7	B127EL60-R9161014-3	111063020C 111063020B 111063020P 111063020S

EL68(2 3/4") Rods

	L mm	L ft	Thread	D mm	D in	Thread	Impact type	WT kg	Product model	Part No.
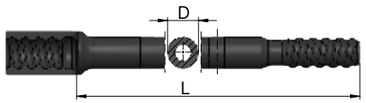	3660	12'	EL68	70	2 3/4"	EL68	Bottom drive	64.2	MF EL68D70EL68-3660	276969008
	4265	14'	EL68	70	2 3/4"	EL68	Bottom drive	74.9	MF EL68D70EL68-4265	276969009
	6095	20'	EL68	70	2 3/4"	EL68	Bottom drive	107.0	MF EL68D70EL68-6095	276969011

EL68(2 3/4") Bits

	D mm	Head design	Skirt design	Button No.× Size Gauge	Button No.× Size Front	Gauge buttons angle	Flushing hole F&G	WT kg	Product model	Part No.
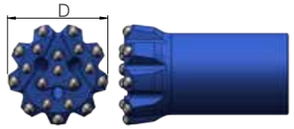	115	Flat face	Normal	9×14	10×12	35°	3F0G	7.8	B115EL68-9141012-3	111069002C 111069002B 111069002P 111069002S
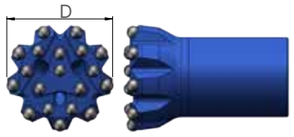	127	Flat face	Normal	9×16	10×14	35°	3F0G	8.9	B127EL68-9161014-3	111069003C 111069003B 111069003P 111069003S
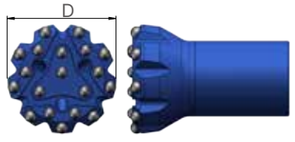	140	Flat face	Normal	9×16	10×14	35°	3F0G	10.5	B140EL68-9161014-3	111069004C 111069004B 111069004P 111069004S
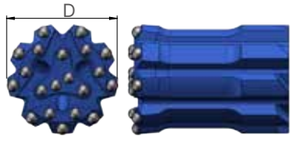	140	Flat face	Retrac	9×16	11×14	35°	3F0G	14.6	B140EL68-R9161114-3	111069005C 111069005B 111069005P 111069005S

Shank adapters

Understanding Impact Energy. Engineering Reliability.

Serving severe rock drilling scenarios
with precise, efficient energy transfer at every impact

Epiroc, Sandvik, Furukawa, Montabert,
Ingersoll Rand, Doofor, Toyo,
Everdigm, Yonda, Other Series



SHANREATE | HOPH
新锐惠沣

Epiroc

	L mm	D mm	Thread	D1 mm	L1 mm	B mm	WT Kg	Product model	Part No.
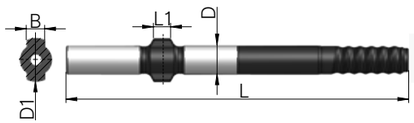	380	32	R32	48	19	20.4	2.1	COPBBC100-32R32-380	413432001
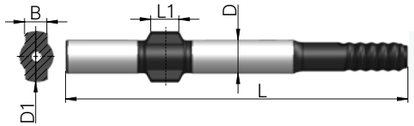	390	38	R32	57	32	25.4	3.0	COPBBC120-38R32-390	412232001
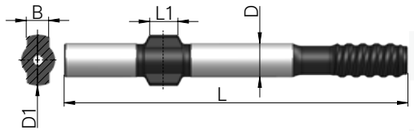	390	38	T38	57	32	25.4	3.1	COPBBC120-38T38-390	412238001
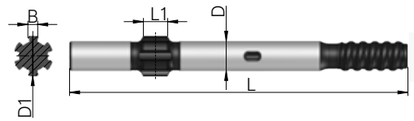	445	38	T38	52	32	13	3.8	COP131-38T38-445	413138001
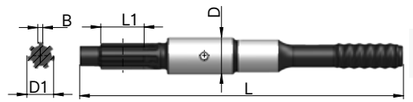	400	45	R32	33	54	11.6	3.2	COP1028-45R32-400	413932001
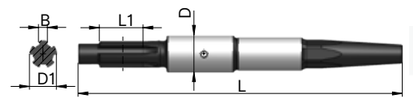	397	45	7°	33	54	11.6	3.0	COP1028HB-45-7°-397	413545001

Epiroc

	L mm	D mm	Thread	D1 mm	L1 mm	B mm	WT Kg	Product model	Part No.
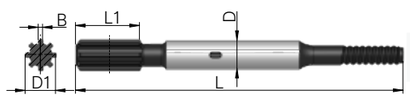	410	35	R23	38	79	5.3	2.3	COP1132-35R23-410	411923001
	410	35	R32	38	79	5.3	2.3	COP1132-35R32-410	411932001
	500	35	R32	38	79	5.3	2.8	COP1132-35R32-500	411932002
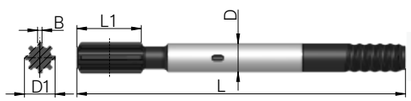	410	35	R35	38	79	5.3	2.8	COP1132-35R35-410	411933001
	280	45	R32F	38	79	5.3	2.5	COP1132-45R32F-280	411932003
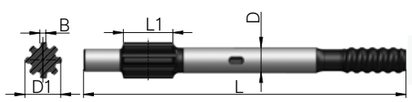	485	38	R32	53.8	74	8.9	4.0	COP1238-38R32-485	410232004
	485	38	R38	53.8	74	8.9	4.0	COP1238-38R38-485	410237004
	485	38	T38	53.8	74	8.9	4.0	COP1238-38T38-485	410238004
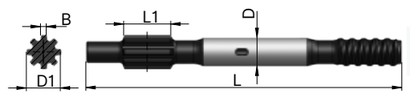	500	38	R32	53.8	74	8.9	4.2	COP1238-38R32-500	410232001
	500	38	T38	53.8	74	8.9	4.2	COP1238-38T38-500	410238002
	500	45	T45	53.8	74	8.9	5.0	COP1238-45T45-500	410245002
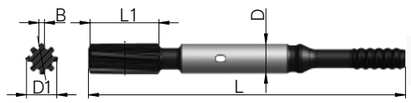	565	52	T38	53.7	127	9.8	6.5	COP1240-52T38-565X	410538001

Epiroc

	L mm	D mm	Thread	D1 mm	L1 mm	B mm	WT Kg	Product model	Part No.
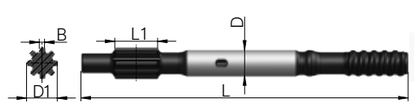	575	38	R32	53.8	74	8.9	5.2	COP1238-38R32-575	410232003
	575	38	R38	53.8	74	8.9	5.4	COP1238-38R38-575	410237005
	575	38	T38	53.8	74	8.9	5.4	COP1238-38T38-575	410238001
	575	45	R32	53.8	74	8.9	5.8	COP1238-45R32-575	410232002
	575	45	R38	53.8	74	8.9	5.8	COP1238-45R38-575	410237002
	575	45	T38	53.8	74	8.9	5.8	COP1238-45T38-575	410238003
	575	45	T45	53.8	74	8.9	5.8	COP1238-45T45-575	410245001
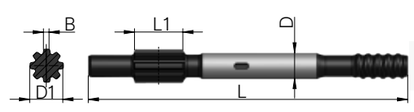	654	52	T38	67.8	98	11	6.2	COP RD18S-52T38-654	411038001
	654	52	T45	67.8	98	11	6.2	COP RD18S-52T45-654	411045001
	654	52	T51	67.8	98	11	6.3	COP RD18S-52T51-654	411051001
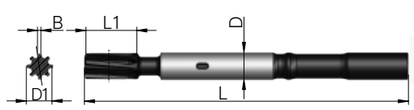	480	40	R25F	38	79	5	3.0	COP1435-40R25F-480X	412825001
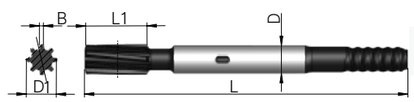	410	35	R32	38	79	5	2.5	COP1435-35R32-410X	412832001
	500	35	R32	38	79	5	3.0	COP1435-35R32-500X	412832002
	500	35	T35	38	79	5	3.2	COP1435-35T35-500X	412836001
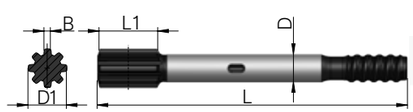	435	38	R32	53.8	84	9	4.5	COP1838HD-38R32-435	410332001
	435	38	R38	53.8	84	9	4.5	COP1838HD-38R38-435	410337001
	435	38	T38	53.8	84	9	4.5	COP1838HD-38T38-435	410338001

Epiroc

	L mm	D mm	Thread	D1 mm	L1 mm	B mm	WT Kg	Product model	Part No.
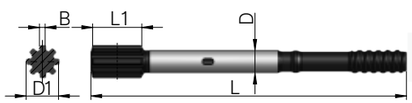	525	38	R32	53.8	84	9	5.8	COP1838-38R32-525	410332002
	525	38	R38	53.8	84	9	5.8	COP1838-38R38-525	410337002
	525	38	T38	53.8	84	9	5.8	COP1838-38T38-525	410338003
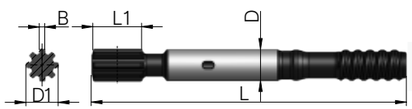	525	52	T38	53.8	88	9	6.8	COP1838-52T38-525	410338002
	525	52	T45	53.8	88	9	6.8	COP1838-52T45-525	410345001
	525	52	T51	53.8	88	9	6.8	COP1838-52T51-525	410351001
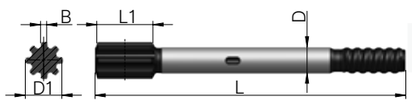	455	38	R38	53.8	84	9	4.6	COP1838AW-38R38-455	413637001
	455	38	T38	53.8	84	9	4.6	COP1838AW-38T38-455	413638001
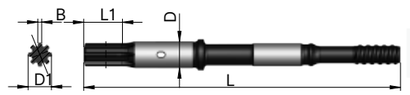	730	60	T45	53.8	89	8.9	10.2	COP1838EX-60T45-730	410445001
	730	60	T51	53.8	89	8.9	10.4	COP1838EX-60T51-730	410451001
	730	52	T38	53.8	90	8.9	10.0	COP1838MUX-52T38-730	412738001
	730	52	T45	53.8	90	8.9	10.2	COP1838MUX-52T45-730	412745001
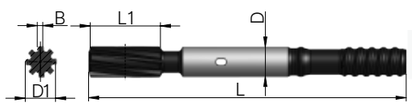	565	52	T45	53.7	127	9.8	7.5	COP1840-52T45-565X	410545001
	565	52	T51	53.7	127	9.8	7.5	COP1840-52T51-565X	410551001

Epiroc

	L mm	D mm	Thread	D1 mm	L1 mm	B mm	WT Kg	Product model	Part No.
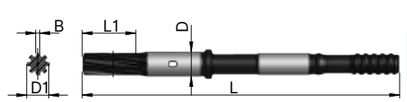	770	60	T38	53.8	130	9.8	9.9	COP1840EX-60T38-770X	410638001
	770	60	T45	53.8	130	9.8	10.8	COP1840EX-60T45-770X	410645001
	770	60	T51	53.8	130	9.8	10.9	COP1840EX-60T51-770X	410651001
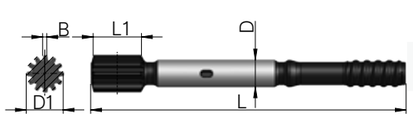	440	45	T38	61.5	84	6.8	4.5	COP RD22U-45T38-440	411038003
	525	45	T38	61.5	84	6.8	5.4	COP RD22U-45T38-525	411038002
	525	45	T45	61.5	84	6.8	5.4	COP RD22U-45T45-525	411045002
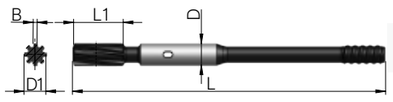	770	52	T45	53.7	124.5	8.9	9.2	COP2150-52T45-770X	411745001
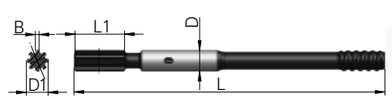	770	52	T51	53.8	124.5	8.9	10.0	COP2150-52T51-770	411751001
	770	60	T45	53.5	130	9.8	10.9	COP2550UX-60T45-770X	411445001
	770	60	T51	53.6	130	9.8	11.0	COP2550UX-60T51-770X	411451001
	770	77	T51	53.6	130	9.8	18.2	COP2550UX-77T51-770X	411451002
	770	77	ST58	53.6	130	9.8	19.7	COP2550UX-77ST58-770X	411458001
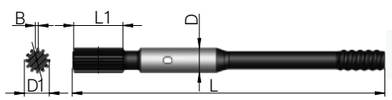	770	60	T38	61.5	124.5	6.8	10.7	COP2560-60T38-770	410738001
	770	60	T45	61.5	124.5	6.8	10.9	COP2560-60T45-770	410745001
	770	60	T51	61.5	124.5	6.8	11.0	COP2560-60T51-770	410751001

Epiroc

	L mm	D mm	Thread	D1 mm	L1 mm	B mm	WT Kg	Product model	Part No.
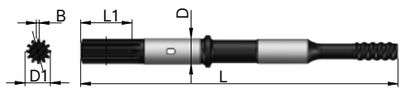	770	63	T45	61	125	6.8	13.2	COP2560EX-63T45-770	410845001
	770	63	T51	61	125	6.8	13.3	COP2560EX-63T51-770	410851001
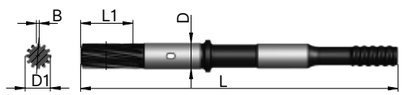	770	63	T45	61	125	6.8	13.2	COP2560EX-63T45-770X	410945001
	770	63	T51	61	125	6.8	13.3	COP2560EX-63T51-770X	410951001
	770	63	GT60	61	125	6.8	13.5	COP2560EX-63GT60-770X	410960001
	770	63	GT60	61	125	6.8	13.5	COP2560EX-63GT60-770X-1	410960002
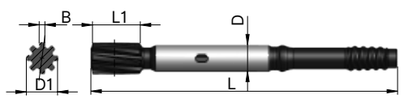	525	45	T38	53.5	84	9.8	5.6	COP3038-45T38R-525X	413238002
	525	45	TC42	53.5	84	9.8	5.8	COP3038-45TC42-525X	413242001
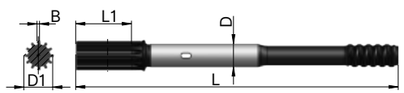	840	60	T51	75	145	6.5	15.8	COP3060MEX-60T51-840	411551001
	840	60	EL60	75	145	6.5	16.6	COP3060MEX-60EL60-840	412063001
	840	60	GT60	75	145	6.5	16.6	COP3060MEX-60GT60-840	412060001
	840	60	Twiz60	75	145	6.5	17.0	COP3060MEX-60Twiz60-840	412062001
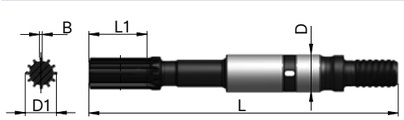	770	90	T51	75	140	6.5	23.5	COP3060MUX-90T51-770	411551003
	745	90	ST58	75	140	6.5	23.7	COP3060MUX-90ST58-745	411558001
	745	90	ST68	75	140	6.5	24.0	COP3060MUX-90ST68-745	411568001
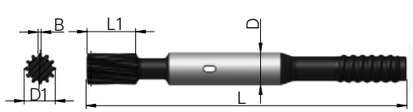	605	52	T51	67.8	105	7	8.9	COP4050ME-52T51-605X	411851001
	700	70	GT60	67.8	108	7	14.7	COP4050ME-70GT60-700X	411860001

Epiroc

	L mm	D mm	Thread	D1 mm	L1 mm	B mm	WT Kg	Product model	Part No.
	835	90	ST58	67.8	112	11	26.6	COP4050MUX-90ST58-835	413058001
	835	90	ST68	67.8	112	11.6	26.9	COP4050MUX-90ST68-835	413068001
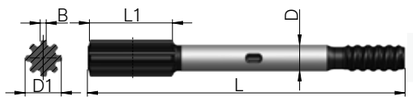	470	38	R38	53.5	138.5	8.9	4.4	COPMD20-38R38-470	412937001
	470	38	T38	53.5	138.5	8.9	4.4	COPMD20-38T38-470	412938001

Sandvik

	L mm	D mm	Thread	D1 mm	L1 mm	B mm	WT Kg	Product model	Part No.
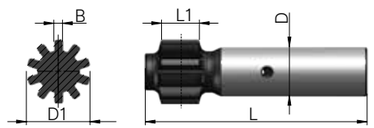	205	45	R32F	58.8	35	8	2.0	RD314-45R32F-205	421232002
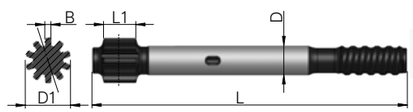	410	38	R32	58.8	42	8	3.2	RD314-38R32-410	421232001
	410	38	T35	58.8	42	8	3.3	RD314-38T35-410	421236001
	410	38	T38	58.8	42	8	3.3	RD314-38T38-410	421238001
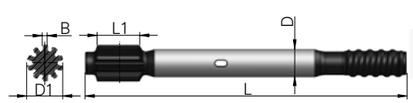	745	45	R38	58.8	69.5	8	5.6	RD525-45R38-745	420637001
	525	45	T38	58.8	69.5	8	5.6	RD525-45T38-525	420638002
	525	45	T45	58.8	69.5	8	5.7	RD525-45T45-525	420645001
	525	45	T38	58.8	103	9.9	5.7	RD525PE-45T38-525	420638003
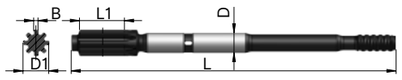	745	45	T38	58.8	103	9.9	7.2	RD525PE-45T38-745	420638001
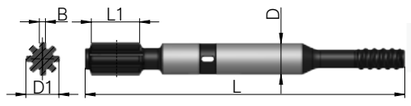	670	65	T45	69	131.5	12.8	14.8	RD900-65T45-670	420245001
	670	65	GT45	69	131.5	12.8	15.0	RD900-65GT45-670	420246001
	670	65	ST58	69	131.5	12.8	15.0	RD900-65ST58-670	420258001
	670	70	ST58	69	131.5	12.8	16.2	RD900-70ST58-670	420258002

Sandvik

	L mm	D mm	Thread	D1 mm	L1 mm	B mm	WT Kg	Product model	Part No.
	670	65	T45	69	106	12.8	14.8	RD900PE-65T45-670	421345001
	670	65	ST58	69	106	12.8	15.0	RD900PE-65ST58-670	421358001
	670	65	GT60	69	106	12.8	15.0	RD900PE-65GT60-670	421360001
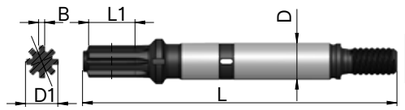	670	77	ST58	69	99	12.8	18.0	RD927PE-77ST58-670	422258001
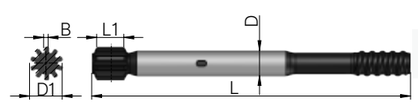	500	45	R38	58.8	49	8	5.2	HLX5-45R38-500	420137001
	500	45	T38	58.8	49	8	5.2	HLX5-45T38-500	420138002
	500	45	T45	58.8	49	8	5.2	HLX5-45T45-500	420145001
	575	45	R32	59	49	8	5.9	HLX5-45R32-575	420132001
	575	45	T38	59	49	8	5.9	HLX5-45T38-575	420138001
	575	45	T45	59	49	8	5.9	HLX5-45T45-575	420145002
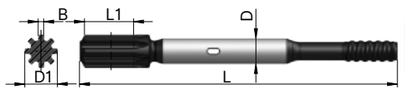	575	45	R32	58.9	89	10	6.0	HLX5PE-45R32-575	421432001
	575	45	T38	58.9	89	10	6.0	HLX5PE-45T38-575	421438001
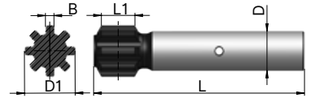	245	45	R32F	58.8	39	10	2.7	HL300-45R32F-245	420832002

Sandvik

	L mm	D mm	Thread	D1 mm	L1 mm	B mm	WT Kg	Product model	Part No.
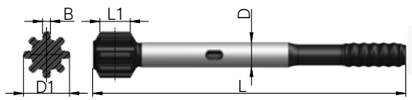	400	32	R32	58.8	39	10	2.6	HL300-32R32-400	420832001
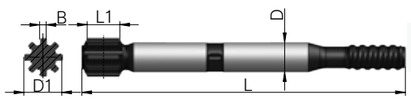	550	45	T38	58.8	49	10	6.0	HL500-45T38-550	421738002
	460	45	T45	58.8	49	10	5.0	HL500-45T45-460	421745002
	550	45	T45	58.8	49	10	6.2	HL500-45T45-550	421745001
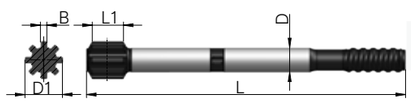	460	38	R32	58.8	49	10	3.9	HL500-38R32-460	421732001
	460	38	R38	58.8	49	10	4.1	HL500-38R38-460	421737001
	460	38	T35	58.8	49	10	4.1	HL500-38T35-460	421736001
	460	38	T38	58.8	49	10	4.1	HL500-38T38-460	421738004
	500	38	T38	58.8	49	10	4.3	HL500-38T38-500	421738001
	550	38	T38	58.8	49	10	4.7	HL500-38T38-550	421738003
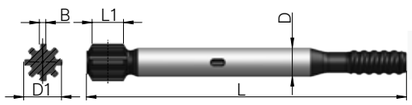	500	45	T38	58.9	49	10	5.0	HL550-45T38-500	422038001
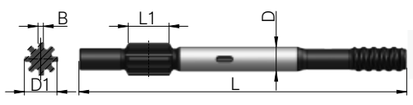	600	45	T38	59	75	9.8	6.4	HL600-45T38-600	420338001
	600	45	T45	59	75	9.8	6.4	HL600-45T45-600	420345001

Sandvik

	L mm	D mm	Thread	D1 mm	L1 mm	B mm	WT Kg	Product model	Part No.
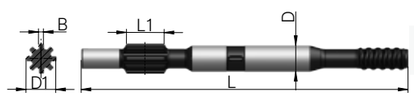	650	52	T45	59	75	9.8	6.6	HL600-52T45-650	420345002
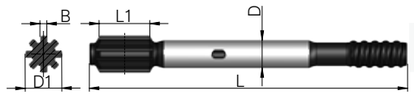	600	45	T38	69	95	12.8	7.0	HL700-45T38-600	420438003
	600	45	T45	69	95	12.8	7.2	HL700-45T45-600	420445001
	600	52	T38	69	95	12.8	8.4	HL700-52T38-600	420438001
	600	52	T45	69	95	12.8	8.8	HL700-52T45-600	420445002
	600	52	T51	69	95	12.8	9.2	HL700-52T51-600	420451001
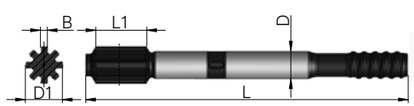	600	52	T45	69	95	12.8	9.0	HL800-52T45-600	420445003
	600	52	T51	69	95	12.8	9.2	HL800-52T51-600	420451002
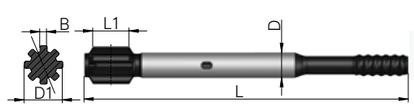	590	52	T45	78.8	75	13.9	9.3	HL1000-52T45-590	420545001
	590	52	T51	78.8	75	13.9	9.3	HL1000-52T51-590	420551002
	670	52	T45	78.8	75	13.9	10.0	HL1000-52T45-670	420545002
	670	52	T51	78.8	75	13.9	10.2	HL1000-52T51-670	420551001
	670	60	T51	78.8	75	13.9	12.0	HL1000-60T51-670	420551003
	670	60	ST58	78.8	75	13.9	13.0	HL1000-60ST58-670	420558002
	670	60	GT60	78.8	75	13.9	13.0	HL1000-60GT60-670	420560001

Sandvik

	L mm	D mm	Thread	D1 mm	L1 mm	B mm	WT Kg	Product model	Part No.
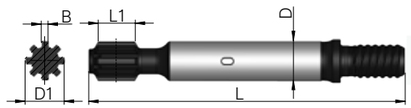	635	80	ST58	78.8	75	13.9	16.8	HL1000-80ST58-635	420558001
	640	80	ST68	78.8	75	13.9	17.0	HL1000-80ST68-640	420568001
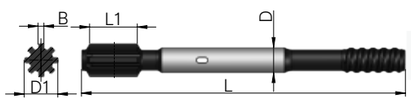	710	52	T51	79	112	13.9	11.0	HL1500-52T51-710	420751001
	635	80	ST58	79	112	13.9	18.3	HL1500-80ST58-635	420758002
	760	60	EL60	79	112	13.9	16.0	HL1500-60EL60-760	420763001
	760	60	GT60	79	112	13.9	16.0	HL1500-60GT60-760	420760002
	760	80	EL60	79	112	13.9	21.0	HL1500-80EL60-760	420763002
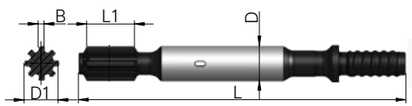	760	80	GT60	79	112	13.9	21.0	HL1500-80GT60-760	420760001
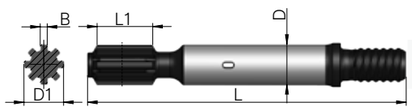	635	80	ST68	79	112	13.9	18.3	HL1500-80ST68-635	420768001
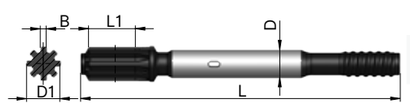	760	65	T51	79	111	13.9	16.0	HL1500PE-65T51-760	420951001
	760	65	GT60	79	111	13.9	17.0	HL1500PE-65GT60-760	420960001

Sandvik

	L mm	D mm	Thread	D1 mm	L1 mm	B mm	WT Kg	Product model	Part No.
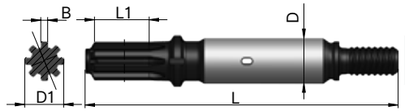	635	90	ST58	79	111	13.9	22.0	HL1560PE-90ST58-635	420758001
	635	90	ST68	79	111	13.9	22.0	HL1560PE-90ST68-635	420768002

Furukawa

	L mm	D mm	Thread	D1 mm	L1 mm	B mm	WT Kg	Product model	Part No.
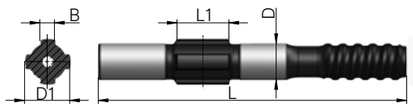	380	44	T38	55.5	65	18	4.2	PD200-44T38-380	440138001
	446	44	T38	55.5	65	18	4.5	PD200-44T38-446	440138002
	380	44	T45	55.5	65	18	4.3	PD200-44T45-380	440145001
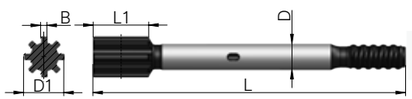	490	40	T38	63	85	9.3	5.0	HD220-40T38-490	441638001
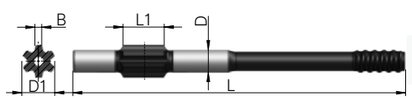	654	45	T38	64.5	80	12.9	6.6	HD300-45T38-654	440238001
	654	45	T45	64.5	80	12.9	6.6	HD300-45T45-654	440245001
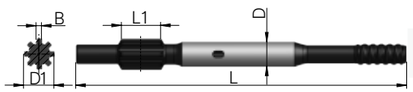	620	45	T38	57	75	10	6.2	HD609-45T38-620	440338001
	690	45	T38	57	75	10	6.4	HD609-45T38-690	440338002
	620	45	T45	57	75	10	6.3	HD609-45T45-620	440345002
	690	45	T45	57	75	10	6.9	HD609-45T45-690	440345001
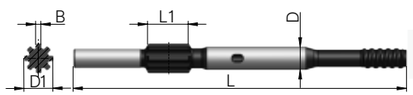	670	51	T45	64.8	91	11.8	8.5	HD612-51T45-670	440445003
	710	51	T45	64.8	91	11.8	9.1	HD612-51T45-710	440445001
	710	51	T51	64.8	91	11.8	9.3	HD612-51T51-710	440451001
	750	51	T45	64.8	91	11.8	9.2	HD612-51T45-750	440445002
	750	51	T51	64.8	91	11.8	9.4	HD612-51T51-750	440451002

Furukawa

	L mm	D mm	Thread	D1 mm	L1 mm	B mm	WT Kg	Product model	Part No.
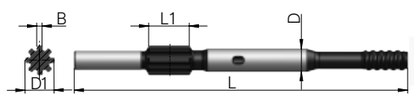	700	58	T45	74.8	100	12	10.6	HD615-58T45-700	440545002
	880	58	T45	74.8	100	12	13.0	HD615-58T45-880	440545001
	700	58	T51	74.8	100	12	10.8	HD615-58T51-700	440551001
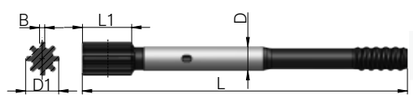	590	45	T38	63	94	9.8	6.2	HD709-45T38-590	440938002
	620	45	T38	63	94	9.8	6.6	HD709-45T38-620	440938001
	590	45	T45	63	94	9.8	6.5	HD709-45T45-590	440945001
	620	45	T45	63	94	9.8	6.8	HD709-45T45-620	440945004
	815	45	T38	63	126	9.8	9.3	HD709RP-45T38-815	441238001
	800	45	T45	63	126	9.8	9.7	HD709RP-45T45-800	441245002
	815	45	T45	63	126	9.8	9.9	HD709RP-45T45-815	441245001
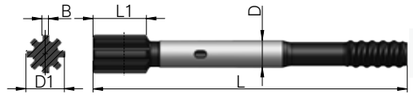	590	51	T38	71.8	100	12.3	8.2	HD712-51T38-590	441038001
	590	51	T45	71.8	100	12.3	8.4	HD712-51T45-590	441045002
	790	51	T45	71.8	100	12.3	9.7	HD712-51T45-790	441045001
	590	51	T51	71.8	100	12.3	8.8	HD712-51T51-590	441051001
	790	51	T51	71.8	100	12.3	9.9	HD712-51T51-790	441051002
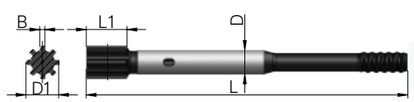	790	58	T51	80	99	12.3	12.0	HD715-58T51-790	441151001

Furukawa

	L mm	D mm	Thread	D1 mm	L1 mm	B mm	WT Kg	Product model	Part No.
	855	51	T38	71.8	125	12.3	12.0	HD712RP-51T38-855	441338002
	885	51	T38	71.8	125	12.3	12.5	HD712RP-51T38-885	441338001
	855	51	T45	71.8	125	12.3	12.0	HD712RP-51T45-855	441345002
	885	51	T45	71.8	125	12.3	12.5	HD712RP-51T45-885	441345001
	885	51	T51	71.8	125	12.3	13.0	HD712RP-51T51-885	441351001
	787	58	T51	80	124	12.3	14.0	HD715RP-58T51-787	441451002
	885	58	T51	80	124	12.3	15.8	HD715RP-58T51-885	441451001

Montabert

	L mm	D mm	Thread	D1 mm	L1 mm	B mm	WT Kg	Product model	Part No.
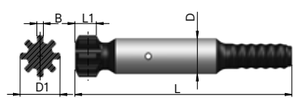	287	45	R32	52.7	28.5	8.4	2.9	HC20-45R32-287	431432001
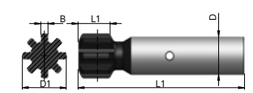	200	45	R32F	52.7	38.5	8.4	1.9	HC25-45R32F-200	430932003
	200	45	R32F	52.7	38.5	8.4	1.9	HC25-45R32FR-200	430932001
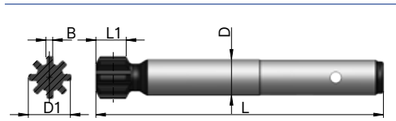	360	45	—	52.7	38.5	8.4	3.6	HC25-45-360	430988007
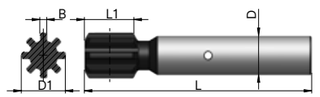	272	45	R25F	52.7	59.5	8.4	2.8	HC28-45R25F-272	430825002
	272	45	R32F	52.7	59.5	8.4	3.0	HC28-45R32F-272	430832001
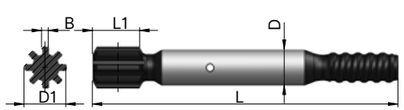	385	45	R38	52.7	59.5	8.4	3.8	HC28-45R38-385	430837001
	385	45	T38	52.7	59.5	8.4	3.8	HC28-45T38-385	430838001
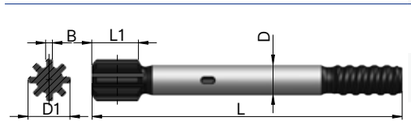	390	38	R38	52.7	58.5	8.4	4.0	HC40-38R38-390	430137003
	390	38	T38	52.7	58.5	8.4	4.0	HC40-38T38-390	430138001

Montabert

	L mm	D mm	Thread	D1 mm	L1 mm	B mm	WT Kg	Product model	Part No.
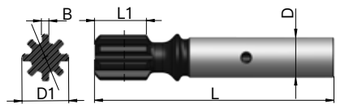	270	45	R32F	52.7	58.5	8.4	2.8	HC50-45R32F-270	430132002
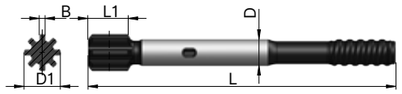	372	38	R32	52.7	58.5	8.4	3.4	HC50-38R32-372	430132003
	440	38	R32	52.7	58.5	8.4	3.9	HC50-38R32-440	430132001
	447	38	R32	52.7	58.5	8.4	4.0	HC50-38R32-447	430132004
	445	38	R38	52.7	58.5	8.4	4.0	HC50-38R38-445	430137001
	380	38	T38	52.7	58.5	8.4	3.5	HC50-38T38-380	430138003
	445	38	T38	52.7	58.5	8.4	4.0	HC50-38T38-445	430138002
	447	38	T38	52.7	58.5	8.4	4.0	HC50-38T38-447	430138004
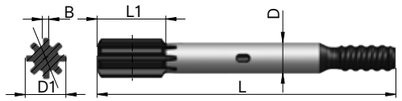	440	45	T38	59.8	101	9.4	5.0	HC95-45T38-440	431138002
	500	45	T38	59.8	101	9.4	5.7	HC95-45T38-500	431138001
	503	45	T38	59.8	80.5	9.4	5.7	HC95LHRP-45T38-503	431838002
	518	45	T38	59.6	80.5	9.4	6.0	HC95LHRP-45T38-518	431838003
	518	45	T45	59.6	80.5	9.4	6.2	HC95LHRP-45T45-518	431845001
	500	45	T38	59.8	79	9.4	5.6	HC95LM-45T38-500	430738001
	503	45	T38	59.8	79	9.4	5.7	HC95LM-45T38-503	430738002

Montabert

	L mm	D mm	Thread	D1 mm	L1 mm	B mm	WT Kg	Product model	Part No.
	503	45	R32	59.8	80	9.4	5.8	HC95LQ-45R32-503	431732001
	503	45	T38	59.8	80	9.4	5.8	HC95LQ-45T38-503	431745001
	500	45	T38	59.8	79	9.4	5.7	HC95R-45T38-500	431038001
	503	45	T38	59.8	79	9.4	5.7	HC95R-45T38-503	431038006
	508	45	T38	59.8	79	9.4	5.8	HC95R-45T38-508	431038002
	520	45	T38	59.8	79	9.4	5.9	FHC95R-45T38-520	432438001
	515	45	T45	59.8	79	9.4	5.8	HC95R-45T45-515	431045002
	570	45	T45	59.8	79	9.4	6.4	HC95R-45T45-570	431045003
	518	51	T45	59.8	79	9.4	6.8	HC95R-51T45-518	431045001
	518	51	T51	59.8	79	9.4	6.8	HC95R-51T51-518	431051001
	530	51	T51	59.8	79	9.4	7.0	HC95R-51T51-530	431051003
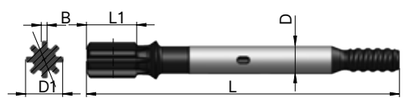	503	45	T38	59.8	81	9.4	5.7	HC95RP-45T38-503	432038001
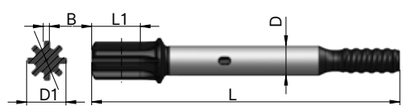	468	45	T38	59.8	74	9.4	5.5	HC95SA-45T38-468	431238001

Montabert

	L mm	D mm	Thread	D1 mm	L1 mm	B mm	WT Kg	Product model	Part No.
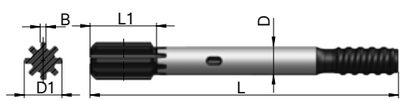	440	38	R32	52.7	105.5	8.4	3.7	HC109-38R32-440	430332001
	440	38	R38	52.7	105.5	8.4	3.9	HC109-38R38-440	430337001
	440	45	T38	52.7	105.5	8.4	4.5	HC109-38T38-440	430338004
	500	38	T38	52.2	105.5	8.4	4.5	HC109-38T38-500	430338001
	460	45	R32	59.8	105.5	9.4	4.7	HC109-45R32-460	430332002
	460	45	T38	59.8	105.5	9.4	4.9	HC109-45T38-460	430338003
	490	45	T38	59.8	105.5	9.4	5.0	HC109-45T38-490	430338002
	490	45	T45	59.8	105.5	9.4	5.2	HC109-45T45-490	430345001
	670	45	T45	59.8	108	9.4	7.5	HC109RP-45T45-670	430445001
	770	45	T45	59.8	108	9.4	8.6	HC109RP-45T45-770	430445002
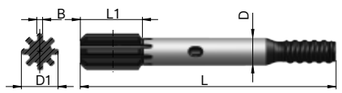	415	45	T38	59.5	101	9.5	4.2	HC110-45T38-415	430338006
	425	45	T38	59.8	104	9.4	4.2	HC110-45T38-425	430338007
	670	51	T45	59.8	110	9.4	8.8	HC120RP-51T45-670	432345001
	670	51	T51	59.8	110	9.4	8.8	HC120RP-51T51-670	432351001
	865	60	T45	73	150	11.3	16.5	HC200A-60T45-865	431645001
	865	60	T51	73	150	11.3	16.8	HC200A-60T51-865	431651002

Ingersoll Rand

	L mm	D mm	Thread	D1 mm	L1 mm	B mm	WT Kg	Product model	Part No.
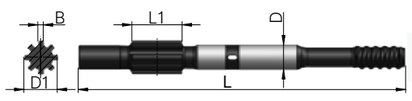	728	55	T45	74	110	12	7.9	YH135-55T45-728	450745001
	725	55	T51	74	110	12	7.9	YH135-55T51-725	450751002
	728	55	T51	74	110	12	8.0	YH135-55T51-728	450751003
	890	55	T51	74	110	12	9.8	YH135-55T51-890	450751001
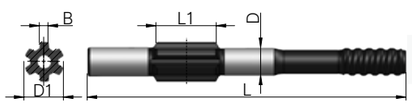	440	38	T38	58	80	12	3.7	YH50-38T38-440	450138001
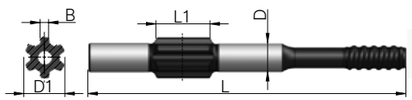	500	45	T38	64.5	84	13.4	5.0	YH65-45T38-500	450238001
	500	45	T45	64.5	84	13.4	5.0	YH65-45T45-500	450245002
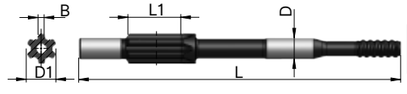	700	45	T38	64.5	115	13.4	7.8	YH65RP-45T38-700	450338001
	700	45	T45	64.5	115	13.4	7.9	YH65RP-45T45-700	450345001
	610	45	T38	64.5	84	13.4	6.7	YH70-45T38-610	450238003
	610	45	T45	64.5	84	13.4	6.7	YH70-45T45-610	450245006
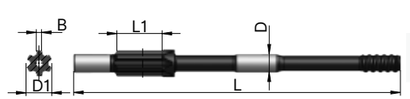	820	45	T38	64.5	113.5	13.4	8.5	YH70RP-45T38-820	450938001
	700	45	T45	64.5	113.5	13.4	7.9	YH70RP-45T45-700	450945002
	820	45	T45	64.5	113.5	13.4	8.5	YH70RP-45T45-820	450945001

Ingersoll Rand

	L mm	D mm	Thread	D1 mm	L1 mm	B mm	WT Kg	Product model	Part No.
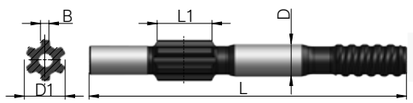	500	51	T38	64.5	85	13.4	5.7	YH80A-51T38-500	450238004
	500	51	T45	64.5	85	13.4	5.7	YH80A-51T45-500	450245007
	500	51	T51	64.5	85	13.4	5.8	YH80A-51T51-500	450251001
	610	51	T45	64.5	85	13.4	6.7	YH80A-51T45-610	450245008
	610	51	T51	64.5	85	13.4	6.8	YH80A-51T51-610	450251002
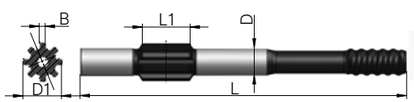	625	51	T45	73.8	91	11.8	7.0	YH95-51T45-625	450445001
	625	51	T51	73.8	91	11.8	7.0	YH95-51T51-625	450451002
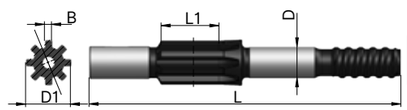	515	51	T51	73.8	95.5	11.8	5.7	YH95RP-51T51-515	450551002
	840	51	T51	73.8	95.5	11.8	9.3	YH95RP-51T51-840	450551001

Doofor

	L mm	D mm	Thread	D1 mm	L1 mm	B mm	WT Kg	Product model	Part No.
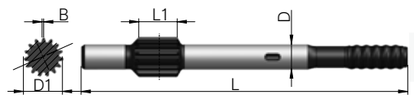	425	32	R32	50.8	50	6.4	2.7	DF530S-32R32-425	463132001
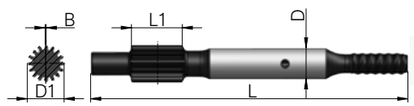	465	45	R32	54	74	4.9	4.5	DF540L-45R32-465	463132002
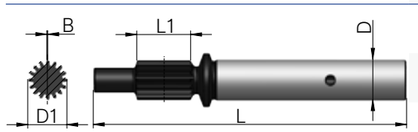	432	56	R32F	54	74	4.9	6.4	DF545-56R32F-432	463132003
	465	45	T38F	54	74	4.9	5.1	DF540L-45T38F-465	463138001
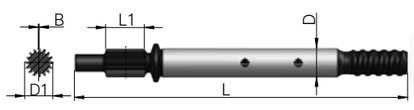	432	56	T38	54	74	4.9	6.4	DF545-56T38-432	463138002
	639	56	T51	54	74	4.9	9.5	DF545-56T51-639	463151001
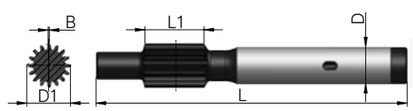	385	45	R32F	54	74	4.9	4.0	DF550L-45R32F-385	463132004
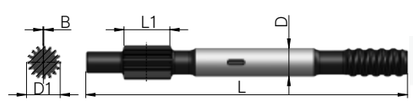	520	38	T38	54	73	4.9	4.5	DF550L-38T38-520	463138003
	515	45	T45	54	74.5	4.9	5.3	DF550L-45T45-515	463145001

Toyo

	L mm	D mm	Thread	D1 mm	L1 mm	B mm	WT Kg	Product model	Part No.
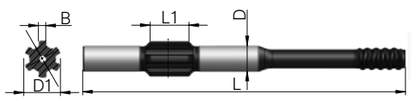	565	45	T38	64.2	68	13	5.6	TH501-45T38-565	474038001
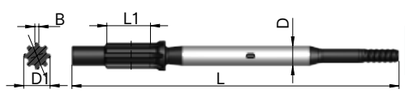	750	45	T45	60.3	100	9.3	8.2	TH921-45T45-750	473945001
	766	45	T45	60.5	100	9.3	9.1	TH800RP-45T45-766	474945001

Everdigm

	L mm	D mm	Thread	D1 mm	L1 mm	B mm	WT Kg	Product model	Part No.
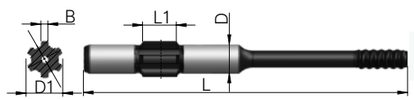	620	56	T45	55.8	65	15.6	7.8	ED100-56T45-620	465145001
	740	55	T45	64.5	90	9	10.6	EHD210RP-55T45-740	465345001
	740	55	T51	64.5	90	9	11.0	EHD210RP-55T51-740	465351001

Yonda

	L mm	D mm	Thread	D1 mm	L1 mm	B mm	WT Kg	Product model	Part No.
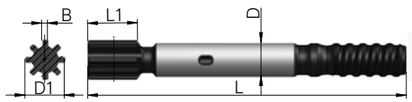	455	40	R32	60	75	9	4.2	YDH210-40R32-455	461132001
	455	40	T38	60	75	9	4.4	YDH210-40T38-455	461138002
	495	40	T38	60	75	9	5.1	YDH210-40T38-495	461138001
	455	45	T45	60	75	9	5.3	YDH210-45T45-455	461145001
	485	51	T51	60	75	9	6.5	YDH210-51T51-485	461151001
	495	40	T38	60	84	9	5.1	YDH210RP-40T38-495	461638001
	566	40	T38	60	62	9	5.6	YDH210RP-40T38-566	461638002
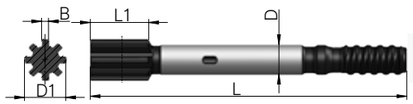	545	51	T38	71	100	11.8	7.5	YYG260-51T38-545	466238001
	545	51	T51	71	100	11.8	8.1	YYG260-51T51-545	466251001
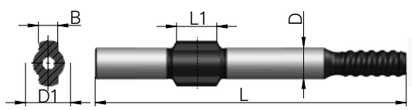	455	45	T38	65.8	59	28.1	4.9	YGZ170-45T38-455	471038001

Others

	L mm	D mm	Thread	D1 mm	L1 mm	B mm	WT Kg	Product model	Part No.
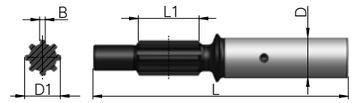	315	50	R32F	44	73.5	7	3.3	GTK32A-50R32F-315	470632001
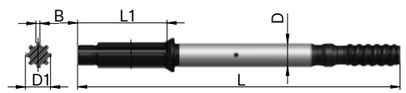	565	40	R38	44	157	7	5.1	GTK38-40R38-565	470737001
	565	40	T38	44	157	7	5.2	GTK38-40T38-565	470738001
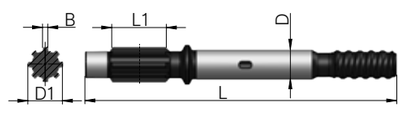	560	53	T51	62	96.5	9.4	8.6	GTK51F-53T51-560	471951001
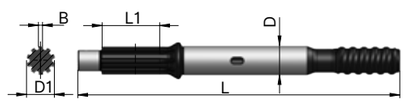	590	53	T51	51	105.5	7.5	8.1	GTK51A-53T51-590	471851001
	205	45	R32F	59.8	41	9.5	2.1	HTF314-45R32F-205	470832001

SHREATE | HOPH
新锐惠沣

Understanding Impact Energy.

Engineering Reliability.

Serving severe rock drilling scenarios
with precise, efficient energy transfer
at every impact

